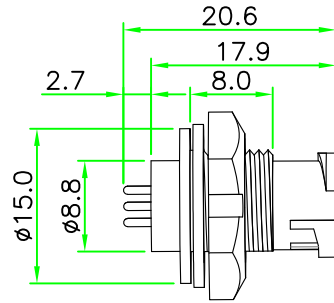
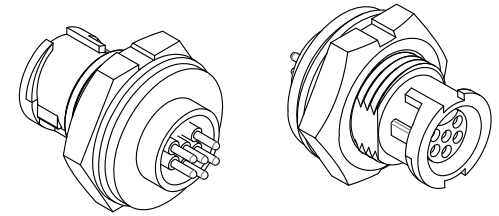


RECOMMENDED  
PANEL CUT OUT



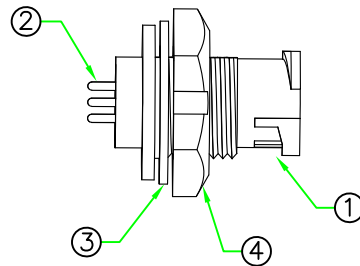
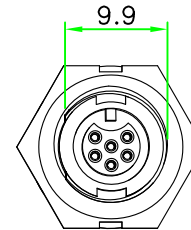
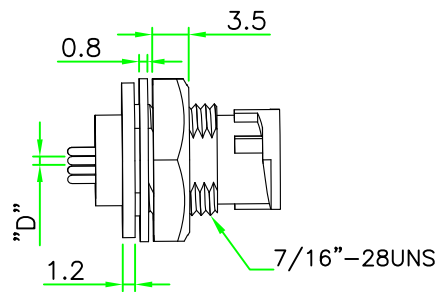
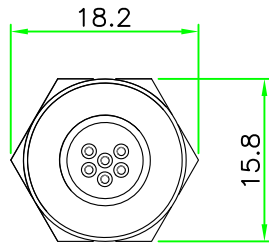
P/N	D
CAD	∅1.0
CAN	∅0.8

REV.	DESCRIPTION	DATE
A	ISSUE	Oct/16/2019



RoHS

IP66~68



NOTES:

1. ELECTRICAL CHARACTERISTICS:

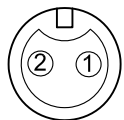
CURRENT RATING: 2A / 5A  
 CONNECTOR TEMPERATURE RANGE: -25°C TO +85°C  
 DIELECTRIC WITHSTANDING VOLTAGE:  
 500V AC FOR ONE MINUTE

2. MAXIMUM PANEL THICKNESS: 3.2mm

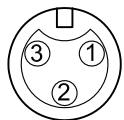
3. HOW TO ORDER: CAx-L3xxCPSR

02 - 2 PIN    04 - 4 PIN  
 03 - 3 PIN    05 - 5 PIN  
 06 - 6 PIN

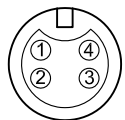
D - CURRENT RATING 5A  
 N - CURRENT RATING 2A



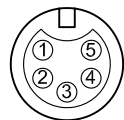
CAD-L302CPR



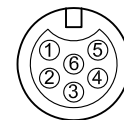
CAD-L303CPR



CAN-L304CPR



CAN-L305CPR



CAN-L306CPR

PIN ASSIGNMENT FRONT VIEW (前視圖)

4	HEX NUT	Nylon+GF.	BLACK	1	
3	GASKET	EPDM.	BLACK	1	
2	CONTACT	Brass, 6 u" Gold Plated. Female Contact.		N	
1	CONNECTOR	A Size Male Connector Insert. Nylon+GF.	BLACK	1	
No.	PART NAME	DESCRIPTION	COLOR	Q'TY	REMARKS

		<b>HOLIN® HTP ASIA TECHNOLOGY CO., LTD.</b> 禾凌科技股份有限公司	
	UNIT: mm	TITLE : Circular A Size Male Connector Female Pin Rear Mount Lock Type Circular Flange PCB Pin	
SCALE	1.5:1	P/N:	CAX-L3xxCPR
UNLESS OTHERWISE SPECIFIED TOLERANCES: X ±0.5 XX ±0.25 XXX ±0.1 ANGLE ±1'			DR.
REV.	SHEET	DWG.NO:	CAX-L3xxCPR
A	1/1	CH.	ERIC
		AP.	