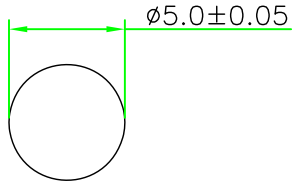
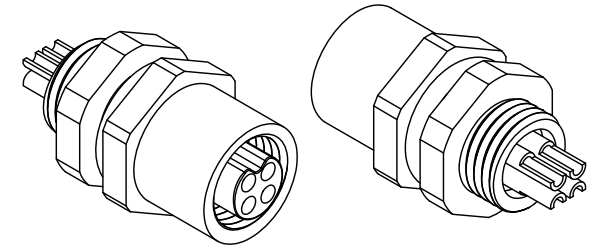
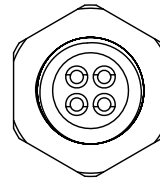
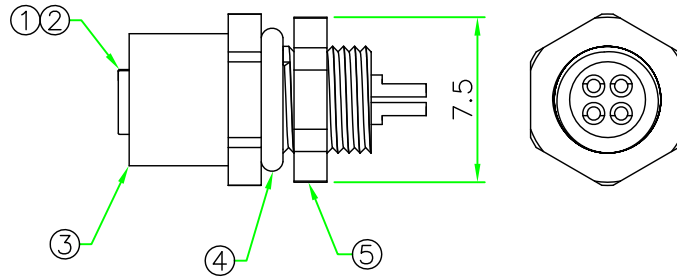
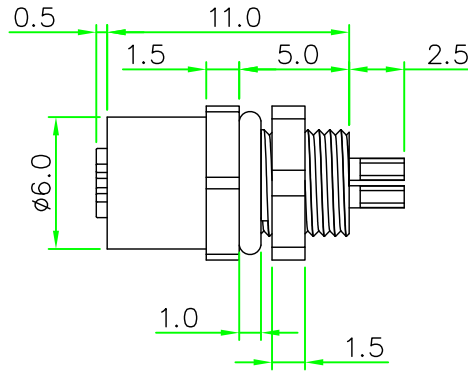
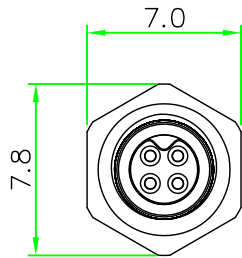


REV.	DESCRIPTION	DATE
A	ISSUE	Aug/21/2014



RECOMMENDED
PANEL CUT OUT

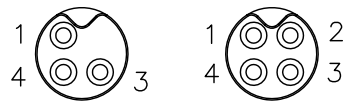
RoHS
IP66~68



NOTES:

- ELECTRICAL CHARACTERISTICS:
CURRENT RATING: 1A
TEMPERATURE RANGE: -25°C TO +85°C
DIELECTRIC WITHSTANDING VOLTAGE:
500V AC FOR ONE MINUTE
- Panel Thickness Max. 2.5mm.
- HOW TO ORDER: A05I-M2XXHSF

03 - 3 PINS
04 - 4 PINS



A05I-M203HSF A05I-M204HSF

PIN ASSIGNMENT
FRONT VIEW
(前視圖)

5	HEX NUT	Brass, Nickel Plated.		1	
4	O-RING	Silicon.	BLACK	1	
3	HOUSING	BRASS, Nickle Plated.		1	
2	CONTACT	BRASS, 6 u" Gold Plated. Female Contact.		N	
1	CONNECTOR	M5 A-Coding Female Connector Insert.NYLON+GF.	BLACK	1	
No.	PART NAME	DESCRIPTION	COLOR	Q'TY	REMARKS

HOLIN® HTP ASIA TECHNOLOGY CO., LTD. 禾凌科技股份有限公司		TITLE M5 A-Coding Female Panel Connector Front Mount Hex Flange With Solder Bucket Pin	
	UNIT: mm	P/N: A05I-M2xxHSF	
	SCALE 3:1	DR. Patty	
UNLESS OTHERWISE SPECIFIED TOLERANCES: .x ± 0.25 .xx ± 0.1 .xxx ± 0.05 ANGLE ± 1°		CH. ERIC	
REV. A	SHEET 1/1	DWC.NO: A05I-M2xxHSF	
		AP.	