


## SX3CVT

## HCMOS SURFACE MOUNT VCTCXO

### FEATURES

- Ultra-miniature package
- High shock and vibrational resistivity
- Low current consumption
- Applications: Portable electronics, GPS, ...

3.2 x 2.5 x 1.0 mm



Item	Specification						
Frequency Range	1.25 MHz ~ 54.0 MHz						
Output Signal	CMOS						
Supply Voltage Vdd ( see options )	+1.8V ±5%	+2.5V ±5%	+2.8V ±5%	+3.0V ±5%	+3.3V ±5%		
Supply Current I <sub>dd</sub>	6 mA max						
Frequency Tolerance	±1.0 ppm at 25°C ±2°C						
Frequency Stability vs Temperature ( see options )		<b>±0.5 ppm</b>	<b>±1.0 ppm</b>	<b>±1.5 ppm</b>	<b>±2.0 ppm</b>	<b>±2.5 ppm</b>	<b>±3.0 ppm</b>
	0° to +50°C	○	○	○	○	○	○
	-10° to +60°C	○	○	○	○	○	○
	-20° to +70°C	×	○	○	○	○	○
	-30° to +75°C	×	○	○	○	○	○
	-40° to +85°C	×	◇	○	○	○	○
		○ = available	◇ = please contact us	× = not available			
Frequency Stability vs Aging	±1.0 ppm max. per year at 25°C						
Frequency Stability vs Voltage Change	±0.3 ppm max. , for a ±5% input voltage change						
Frequency Stability vs Load Change	±0.3 ppm max. , for a ±10% load condition change						
Output Level	VOH ≥ 0.9 V <sub>dd</sub>			VOL ≤ 0.1 V <sub>dd</sub>			
Output Load	15 pF						
Symmetry	45 / 55 %						
Rise / Fall time Fr/Ff	5 ns max.						
Start-up Time	5 ms typ. , 10 ms max.						
RMS Jitter ( 12 kHz to 20 MHz band )	1 ps max.						
Phase noise	-145 dBc/Hz typ. at 10 kHz offset						
Voltage Control Function	<b>Control voltage range</b>			Center voltage +1.5V ±1.0V for all input voltages			
	<b>Frequency pulling range</b>			±5 ppm min.			
	<b>Linearity</b>			10 % max			
	<b>Slope polarity</b>			Positive			
Packing Unit	3000pcs / reel						
Soldering Condition	260°C , 10 sec x2 max						

Customer specifications on request

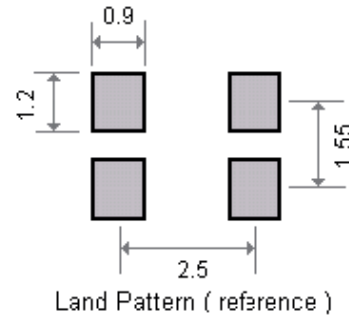
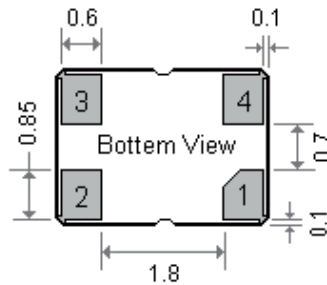
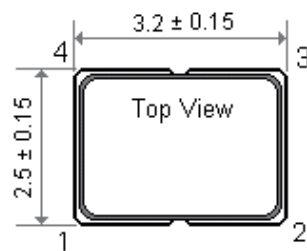
## OPTIONS & ORDERING INFORMATION

SX3CVT							MHz
	Supply Voltage *	Operating Temp. *	Temperature Stability *	Tri-state Function	Package type	Pulling **	Frequency in MHz
	18 = +1.8V	C = 0° / +50°C	0.5 = ±0.5 ppm	F = No Tri-state	4P = 4-pad version	05 = ±5 ppm min.	Please specify the frequency in MHz
	25 = +2.5V	D = -10° / +60°C	1.0 = ±1.0 ppm				
	28 = +2.8V	F = -20° / +70°C	1.5 = ±1.5 ppm				
	30 = +3.0V	G = -30° / +75°C	2.0 = ±2.0 ppm				
	33 = +3.3V	H = -30° / +85°C	2.5 = ±2.5 ppm				
		K = -40° / +85°C	3.0 = ±3.0 ppm				

\* Note : Not all combinations are possible , please consult us.

\*\* Other pulling range is available on customer specification

## OUTLINE DIMENSIONS (MM)



### Pin Connections

#1 : Control Voltage

#2 : GND

#3: Output

#4 :Vdd