


SX7SSP

LOW EMI SPREAD SPECTRUM CLOCK OSCILLATORS

7.0 x 5.0 x 1.6 mm

FEATURES

- Reduce EMI by >12 dBc without changing your board layout.
- Drop-in replacement.
- One day delivery
- Applications : Medical devices , Wireless LAN , Hand-held ID readers , SDCs , ...



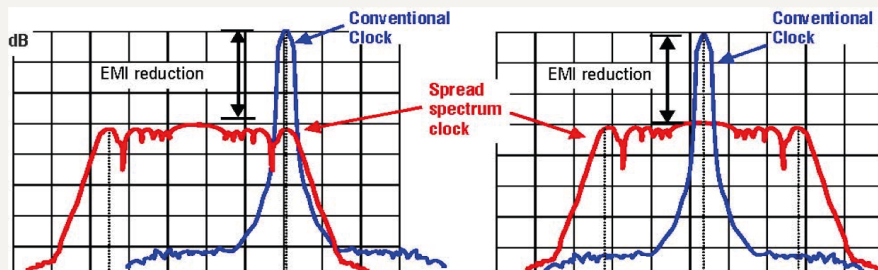
Item	Specification		
Frequency Range	3.0 MHz ~ 166.0 MHz	3.0 MHz ~ 200.0 MHz	
Supply Voltage Vdd	+2.5V ±0.25V	+3.3V ±0.33V	
Supply Current Idd	10 mA ~ 25 mA		
Output Signal	CMOS		
Overall Frequency Stability *	± 25 ppm ~ ± 100 ppm (see options)		
Operating Temperature Range	0 ~ +70°C commercial application (see options) -40 ~ +85°C industrial application (see options)		
Spread Type (see options)	Total %	Down Spread (D)	Center Spread (C)
Spread Percentage (see options)	0.25% (min.) 4% (max.)	-0,25% -4%	±0.125% ±2.0%
Modulation Carrier Frequency (Dither rate)	30 kHz min. ; 40 kHz max. Frequency dependent		
Output Level	VOH ≥ 0.9 Vdd	VOL ≤ 0.1 Vdd	
Output Load	15 pF		
Symmetry	40 / 60 %		
Rise / Fall time Fr/Ff	5.0 ns max.		
Tri-state function	pin #1 = high or open pin #1 = low	pin #3 ==> oscillation pin #3 ==> high impedance	
Start-up Time	5 ms max.		
Cycle-to-cycle jitter	±100 ps max.		
Packing Unit	1000pcs / reel		
Soldering Condition	260°C , 10 sec x2 max		

(*) Includes initial tolerance @+25°C , stability over operating temperature , stability vs. load change , stability vs. supply change and one year aging

MODULATION TYPES

Down Spread 'D'

Center Spread 'C'.



B.C.E. s.r.l.
Via Regina Pacis, 54/c - 41049 SASSUOLO (MO) Italy
Tel. +39 0536 811.616 r.a. - Fax +39 0536 811.500
www.bce.it - E-mail: bce@bce.it

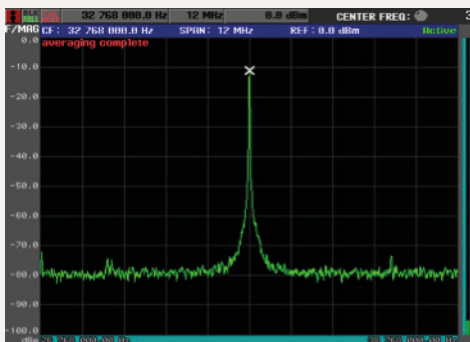


OPTIONS & ORDERING INFORMATION

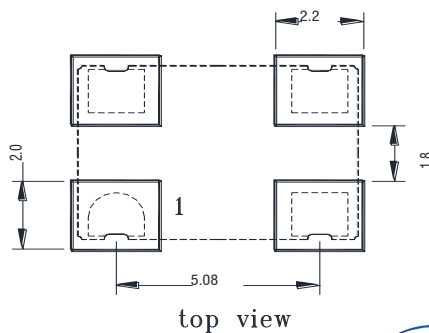
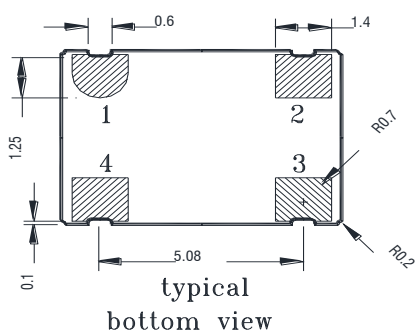
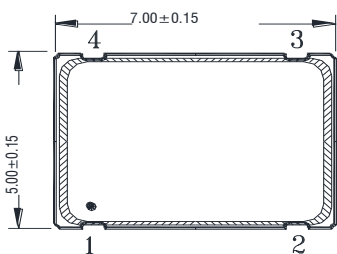
SX7SSP						MHz
	Supply Voltage *	Operating Temp. *	Overall Stability *	Tri-state Function	Spread Type	Frequency in MHz
	25 = +2.5V 33 = +3.3V	E = 0° / +70°C K = -40° / +85°C	25 = ±25 ppm 50 = ±50 ppm 100 = ±100 ppm	E = Tri-state	D0.25 = Down Spread 0.25% D4 = Down Spread 4% C0.125 = Center Spread 0.25% C2 = Center Spread 4%	Please specify the frequency in MHz

* Note : Not all combinations are possible , please consult us.

EXAMPLE : 32.768 MHZ AT NO MODULATION AND AT CENTER SPREAD 0.25 % : 12.3 DBC EMI REDUCTION



OUTLINE DIMENSIONS (MM)



Pin Connections

- #1 : E/D
- #2 : GND
- #3: Output
- #4 :Vdd