


XSL SERIES

0.25mm PITCH CONNECTOR FOR MICRO COAXIAL CABLE

RoHS
Compliant



FEATURES

- ▶ Compact connector with a low profile of 1.0 mm(0.039") and a mating width of 6 mm(0.236").
- ▶ For micro coaxial cable(#44 AWG, #46 AWG).
- ▶ Signal terminals are soldered by Pulse Heat in one shot and keep a stable & highly reliable connection.
- ▶ Equipped with a metal shell, noise reduction and product strength are ensured.
- ▶ Multiple ground terminals are provided for enhanced transmission characteristics and EMS protection.
- ▶ Highly reliable design with effective mating length of 0.51mm(0.020").

*Specially designed insertion jig, withdrawal jig, and caulking jig for a shell are also available.

ORDER CODE

XSL00-48 L-□

① ② ③ ④

*Please order in multiples of the quantity per package.

- ① **[Type]** XSL00 : Receptacle (PCB side connector)
- ② **[Number of contacts]** 48 : 48 pin
- ③ **[Contact tail style]** L : Right angle
- ④ **[Number of Packaging]** A : 500pcs. per reel B : 1,000pcs. per reel C : 3,000pcs. per reel

ORDER CODE

XSL20-48 S

① ② ③

*Please order in multiples of the quantity per package.

- ① **[Type]** XSLS20 : Plug (Cable side connector)
- ② **[Number of contacts]** 48 : 48 pin
- ③ **[Cable exit style]** S : Straight

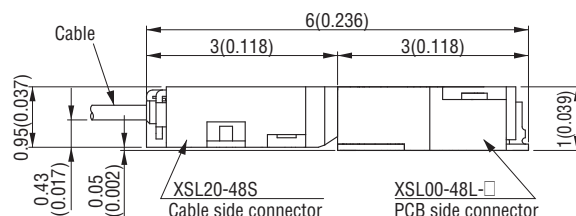
*Plug(cable side connector) is composed of a base and a shell.
The base is packed in tray (1,000pcs per box) and the shell is packed in embossed tape and reel (10,000pcs per reel),therefore MOQ of the plug is 10,000pcs.
Please contact your local KEL sales office for orders less than the MOQ 10,000pcs.

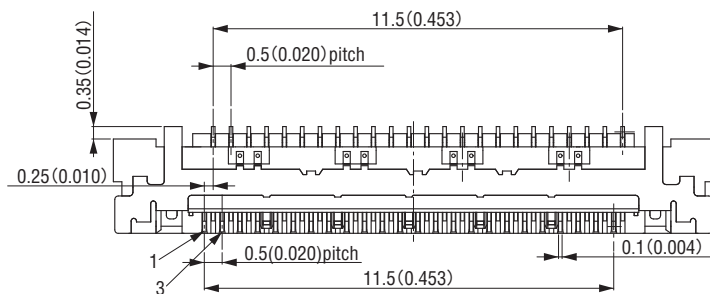
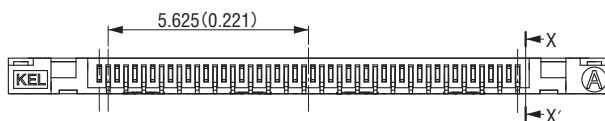
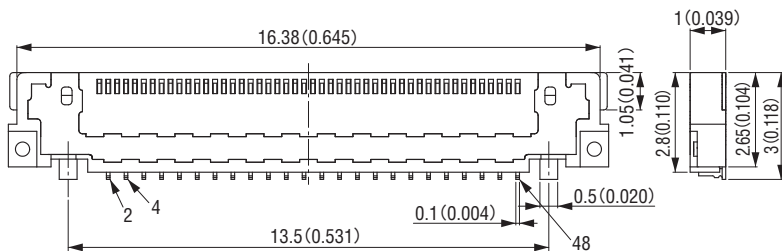
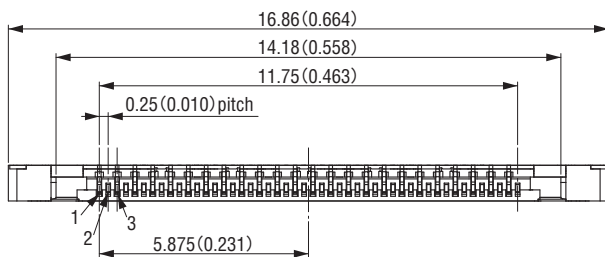
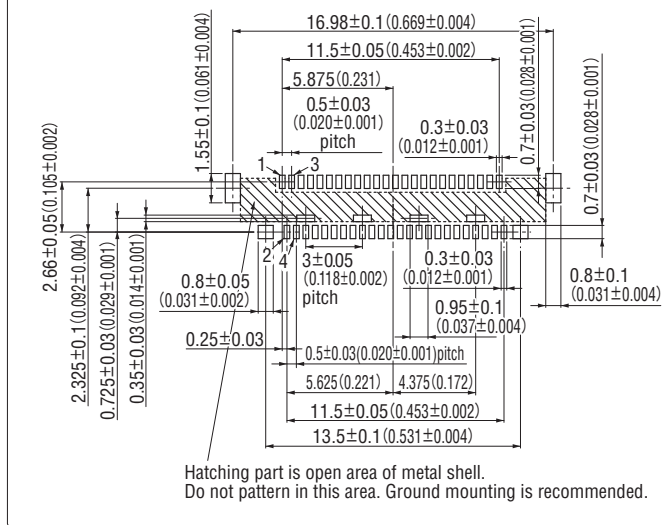
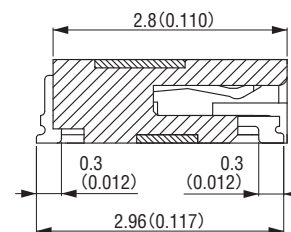
SPECIFICATIONS

Material and plating		Electrical Characteristics	
Insulator material	Glass-filled LCP(UL94V-0),Black	Current rating	0.25A per contact
Contact material	Copper alloy	Contact resistance	100mΩ max.
Contact plating	Gold over Nickel	Dielectric withstanding voltage	90V AC for 1 minute
Shell material	Copper alloy	Insutulation resistance	50MΩ min.at 100V DC
Shell plating	Gold over Nickel	Operating temperature	-40°C to +85°C
Shell2 material	[XSL20 Shell2] Nickel silver	Recommended cable	#44/46 AWG Micro coaxial cables (Outermost diameter: max. 0.24 mm(0.009"))

Mating Drawing

Unit : mm(inch)



Printed Circuit Board Layout (Component Side View)

X-X' Cross Section

Ground Installation

No. of contacts	No. of ground
48	8

Packaging style
Embossed tape

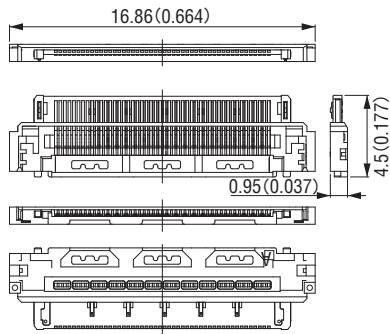
Product Table

Part Number	Number of packaging
XSL00-48L-A	500
XSL00-48L-B	1,000
XSL00-48L-C	3,000

XSL20-48S (Plug, Cable side connector)

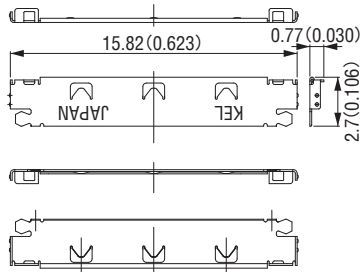
Unit : mm(inch)

XSL20-48S BASE



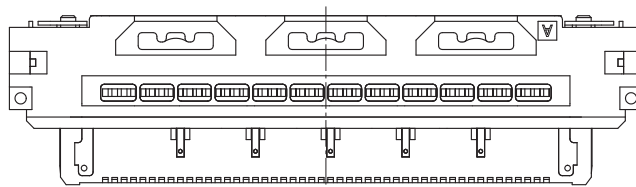
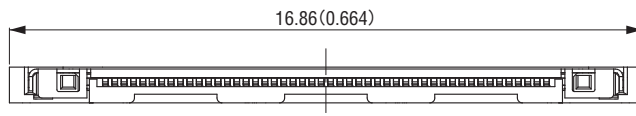
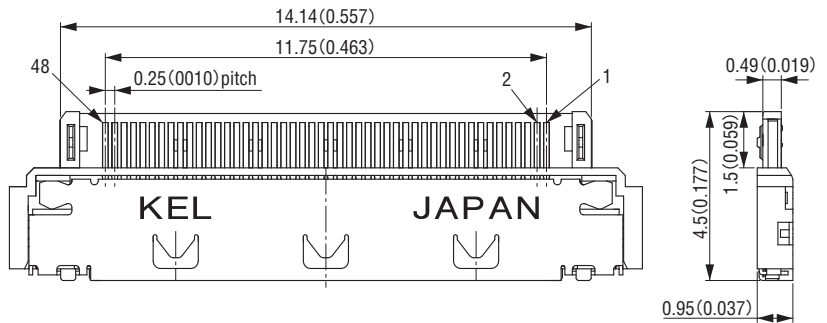
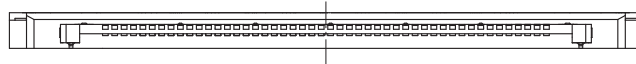
Number of packaging
1,000

XSL20-48S SHELL2



Number of packaging
10,000

*XSL20-48S BASE and XSL20-48S SHELL2 are component parts of XSL20-48S.



Packaging style
Other

Product Table

Part Number	Number of packaging
XSL20-48S	10,000