


8800 SERIES

1.27mm PITCH CONNECTOR

RoHS
Compliant



FEATURES

- ▶ With a completely-independent two-point contact system, a stable contact pressure is maintained at all times.
- ▶ Low insertion and withdrawal force.
- ▶ Plug and Receptacle contacts share common tooling which means increased productivity and greater product diversity.
- ▶ Contact structure equipped with self-cleaning mechanism.
- ▶ Insulator designed to prevent mis-insertion and protect the contacts from damage.

ORDER CODE

880 - - **170** - **F**

① ② ③ ④ ⑤ ⑥

*Please order in multiples of the quantity per package.

- ① **[Type]** Receptacle **8800** : With flanges and without hooks **8801** : With flanges and hooks **8802** : Without flanges **8803** : With power contacts
- ② **[Number of contacts]** **020** : 20pin **026** : 26pin **030** : 30pin **032** : 32pin **034** : 34pin **040** : 40pin **050** : 50pin **052** : 52pin
060 : 60pin **068** : 68pin **080** : 80pin **100** : 100pin
- ③ **[Contact name]** **170**
- ④ **[Contact tail style]** **S** : Straight **L** : Right angle
- ⑤ **[Plating of contact area]** **Omit** : Au 0.05 μ m (Standard) **D** : Au 0.25 μ m (Upon request)
- ⑥ **[RoHS]** **F** : RoHS Compliant

If you would like semi-customized products, please contact your local KEL sales office.

ORDER CODE

881 - - **170** - **F**

① ② ③ ④ ⑤ ⑥

*Please order in multiples of the quantity per package.

- ① **[Type]** Plug **8810** : With flanges and without hooks **8811** : With flanges and hooks **8812** : Without flanges **8813** : With power contacts
- ② **[Number of contacts]** **020** : 20pin **026** : 26pin **030** : 30pin **032** : 32pin **034** : 34pin **040** : 40pin **050** : 50pin **052** : 52pin
060 : 60pin **068** : 68pin **080** : 80pin **100** : 100pin
- ③ **[Contact name]** **170**
- ④ **[Contact tail style]** **S** : Straight **L** : Right angle
- ⑤ **[Plating of contact area]** **Omit** : Au 0.05 μ m (Standard) **D** : Au 0.25 μ m (Upon request)
- ⑥ **[RoHS]** **F** : RoHS Compliant

If you would like semi-customized products, please contact your local KEL sales office.

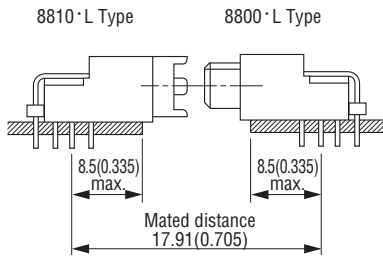
SPECIFICATIONS

Material and plating		Electrical Characteristics	
Insulator material	Glass-filled Nylon 66 (UL94V-0),Black	Current rating	Signal contact ; 0.5A per contact Power contact (8803/8813 Series) ;2A per contact
		Contact resistance	25m Ω max.
Contact material	Copper alloy	Dielectric withstanding voltage	650V AC for 1 minute
		Insulation resistance	1,000M Ω min. at 500V DC
		Insertion force (Typical example)	18.6N max./ 20 pin, 37.2N max./ 40 pin, 55.9N max./ 60 pin, 93.1N max./ 100 pin
Contact plating	(Contact area) Gold over Nickel (Terminal area) Tin copper over Nickel	Withdrawal force (Typical example)	2.9N min./ 20 pin, 7.8N min./ 40 pin, 11.8N min./ 60 pin, 19.6N min./ 100 pin
		Operating temperature	-55°C to +85°C

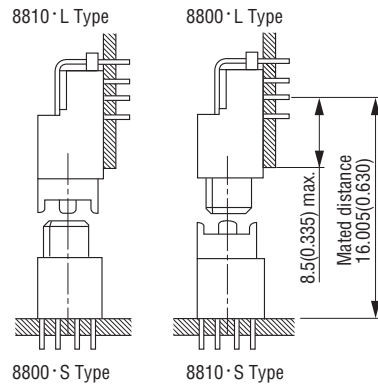
* 1A per terminal is possible under certain conditions limiting the number of contacts to be used. For more details, please contact your local KEL sales office.

Horizontal, Vertical and Stacked mating options available as illustrated.

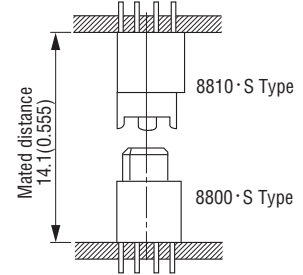
◆ **Horizontal Mating**

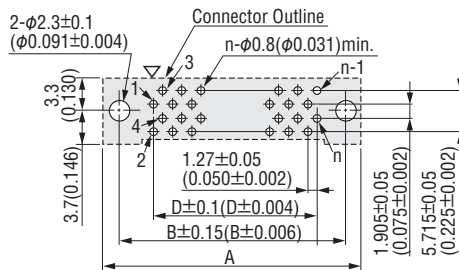
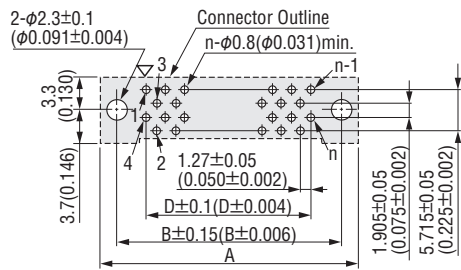


◆ **Stacked Mating**

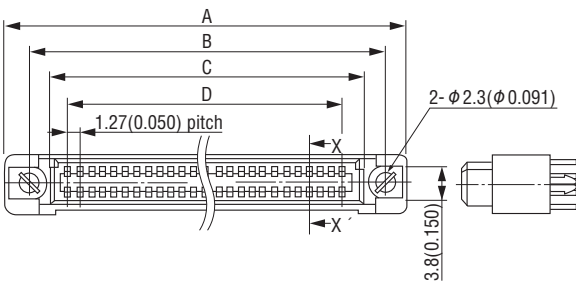
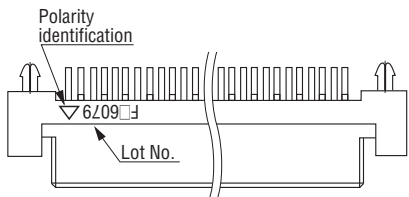
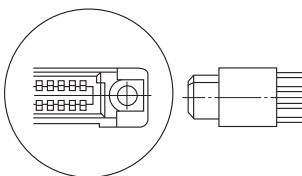
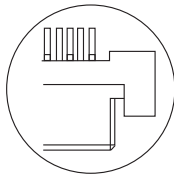
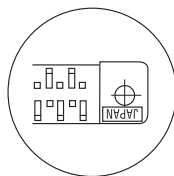
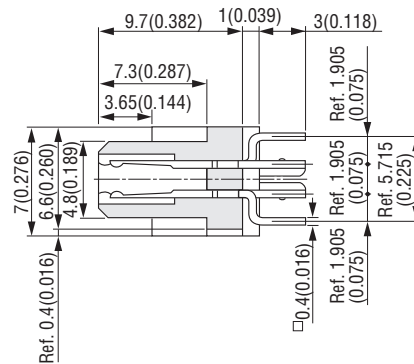


◆ **Vertical Mating**



▶ Printed Circuit Board Layout (Component Side View)
For 20,32,40,52,60,68,80,100 pins

For 26,30,34,50 pins

 Recommended PCB Thickness $t = 1.6 \pm_{0.1}^{0.2}$ (0.063 $\pm_{0.004}^{0.008}$)

▽=Polarity identification "n" is number of contacts.

8801series

8800series

X-X' Cross Section


Packaging style

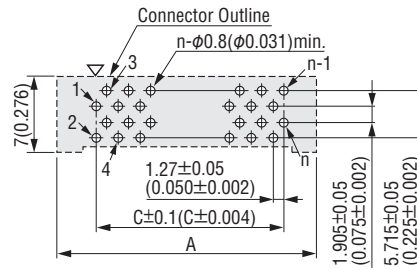
Pipe

▶ Product Table / Dimensions

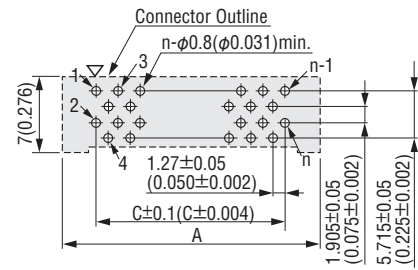
No. of contacts	Part Number	A	B	C	D	Number of packaging
20	8800-020-170S□-F 8801-020-170S□-F	25.43 (1.001)	20.32 (0.800)	15.43 (0.607)	11.43 (0.450)	20
26	8800-026-170S□-F 8801-026-170S□-F	29.24 (1.151)	24.13 (0.950)	19.24 (0.757)	15.24 (0.600)	17
30	8800-030-170S□-F 8801-030-170S□-F	31.78 (1.251)	26.67 (1.050)	21.78 (0.857)	17.78 (0.700)	16
32	8800-032-170S□-F 8801-032-170S□-F	33.05 (1.301)	27.94 (1.100)	23.05 (0.907)	19.05 (0.750)	15
34	8800-034-170S□-F 8801-034-170S□-F	34.32 (1.351)	29.21 (1.150)	24.32 (0.957)	20.32 (0.800)	14
40	8800-040-170S□-F 8801-040-170S□-F	38.13 (1.501)	33.02 (1.300)	28.13 (1.107)	24.13 (0.950)	13
50	8800-050-170S□-F 8801-050-170S□-F	44.48 (1.751)	39.37 (1.550)	34.48 (1.357)	30.48 (1.200)	11
52	8800-052-170S□-F 8801-052-170S□-F	45.75 (1.801)	40.64 (1.600)	35.75 (1.407)	31.75 (1.250)	11
60	8800-060-170S□-F 8801-060-170S□-F	50.83 (2.001)	45.72 (1.800)	40.83 (1.607)	36.83 (1.450)	10
68	8800-068-170S□-F 8801-068-170S□-F	55.91 (2.201)	50.80 (2.000)	45.91 (1.807)	41.91 (1.650)	9
80	8800-080-170S□-F 8801-080-170S□-F	63.53 (2.501)	58.42 (2.300)	53.53 (2.107)	49.53 (1.950)	8
100	8800-100-170S□-F 8801-100-170S□-F	76.23 (3.001)	71.12 (2.800)	66.23 (2.607)	62.23 (2.450)	6

Printed Circuit Board Layout (Component Side View)

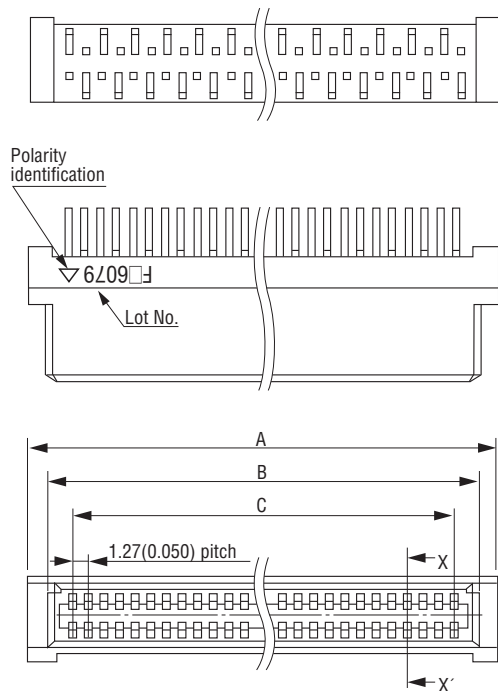
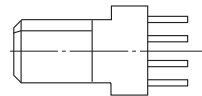
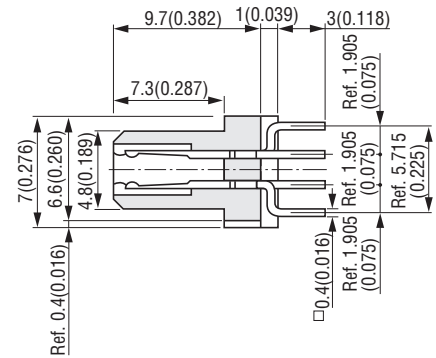
For 20,32,40,52,60,68,80,100 pins



For 26,30,34,50 pins


 Recommended PCB Thickness $t = 1.6 \pm_{0.1}^{0.008}$ (0.063 $\pm_{0.004}^{0.008}$)

▽=Polarity identification "n" is number of contacts.


X-X' Cross Section


Packaging style

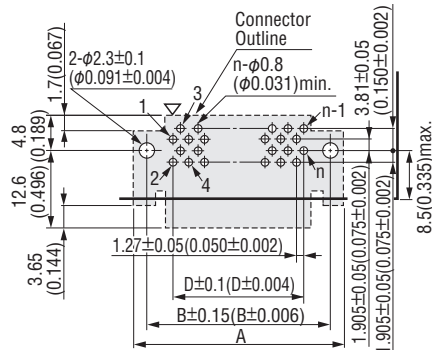
Pipe

Product Table / Dimensions

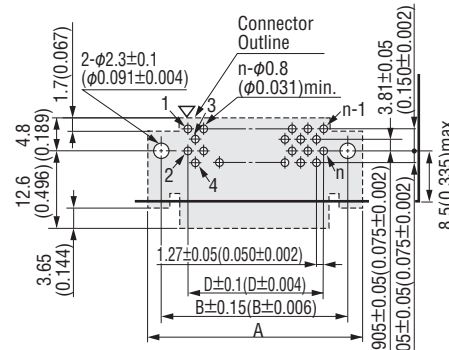
No. of contacts	Part Number	A	B	C	Number of packaging
20	8802-020-170S□-F	17.83 (0.702)	15.43 (0.607)	11.43 (0.450)	28
26	8802-026-170S□-F	21.64 (0.852)	19.24 (0.757)	15.24 (0.600)	23
30	8802-030-170S□-F	24.18 (0.952)	21.78 (0.857)	17.78 (0.700)	21
32	8802-032-170S□-F	25.45 (1.002)	23.05 (0.907)	19.05 (0.750)	20
34	8802-034-170S□-F	26.72 (1.052)	24.32 (0.957)	20.32 (0.800)	19
40	8802-040-170S□-F	30.53 (1.202)	28.13 (1.107)	24.13 (0.950)	16
50	8802-050-170S□-F	36.88 (1.452)	34.48 (1.357)	30.48 (1.200)	13
52	8802-052-170S□-F	38.15 (1.502)	35.75 (1.407)	31.75 (1.250)	13
60	8802-060-170S□-F	43.23 (1.702)	40.83 (1.607)	36.83 (1.450)	11
68	8802-068-170S□-F	48.31 (1.902)	45.91 (1.807)	41.91 (1.650)	10
80	8802-080-170S□-F	55.93 (2.202)	53.53 (2.107)	49.53 (1.950)	9
100	8802-100-170S□-F	68.63 (2.702)	66.23 (2.607)	62.23 (2.450)	7

▶ Printed Circuit Board Layout (Component Side View)

For 20,32,40,52,60,68,80,100 pins

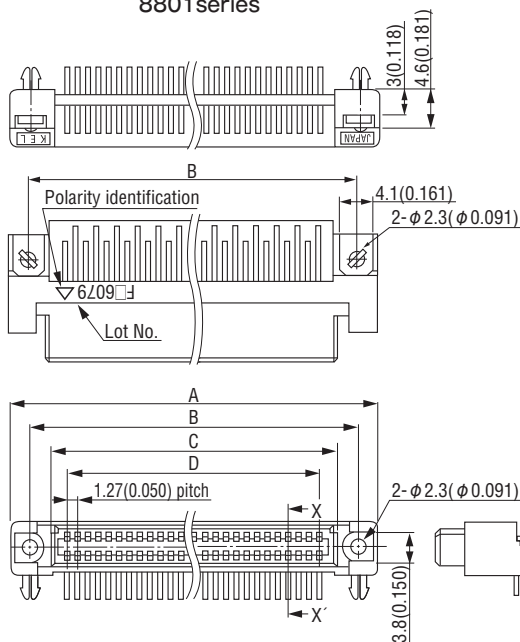


For 26,30,34,50 pins

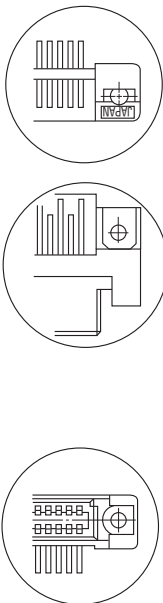

 Recommended PCB Thickness $t = 1.6^{+0.2}_{-0.1}$ (0.063^{+0.008}_{-0.004})

▽=Polarity identification "n" is number of contacts.

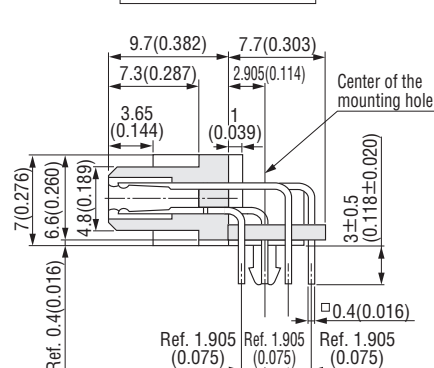
8801series



8800series



X-X' Cross Section



Packaging style

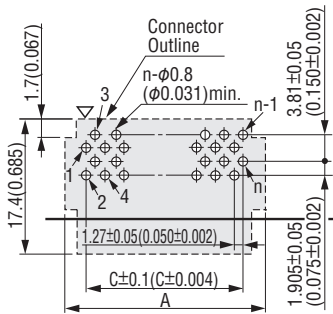
Pipe

▶ Product Table / Dimensions

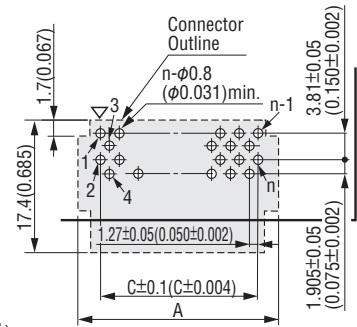
No. of contacts	Part Number	A	B	C	D	Number of packaging
20	8800-020-170L□-F 8801-020-170L□-F	25.43 (1.001)	20.32 (0.800)	15.43 (0.607)	11.43 (0.450)	20
26	8800-026-170L□-F 8801-026-170L□-F	29.24 (1.151)	24.13 (0.950)	19.24 (0.757)	15.24 (0.600)	17
30	8800-030-170L□-F 8801-030-170L□-F	31.78 (1.251)	26.67 (1.050)	21.78 (0.857)	17.78 (0.700)	16
32	8800-032-170L□-F 8801-032-170L□-F	33.05 (1.301)	27.94 (1.100)	23.05 (0.907)	19.05 (0.750)	15
34	8800-034-170L□-F 8801-034-170L□-F	34.32 (1.351)	29.21 (1.150)	24.32 (0.957)	20.32 (0.800)	14
40	8800-040-170L□-F 8801-040-170L□-F	38.13 (1.501)	33.02 (1.300)	28.13 (1.107)	24.13 (0.950)	13
50	8800-050-170L□-F 8801-050-170L□-F	44.48 (1.751)	39.37 (1.550)	34.48 (1.357)	30.48 (1.200)	11
52	8800-052-170L□-F 8801-052-170L□-F	45.75 (1.801)	40.64 (1.600)	35.75 (1.407)	31.75 (1.250)	11
60	8800-060-170L□-F 8801-060-170L□-F	50.83 (2.001)	45.72 (1.800)	40.83 (1.607)	36.83 (1.450)	10
68	8800-068-170L□-F 8801-068-170L□-F	55.91 (2.201)	50.80 (2.000)	45.91 (1.807)	41.91 (1.650)	9
80	8800-080-170L□-F 8801-080-170L□-F	63.53 (2.501)	58.42 (2.300)	53.53 (2.107)	49.53 (1.950)	8
100	8800-100-170L□-F 8801-100-170L□-F	76.23 (3.001)	71.12 (2.800)	66.23 (2.607)	62.23 (2.450)	6

Printed Circuit Board Layout (Component Side View)

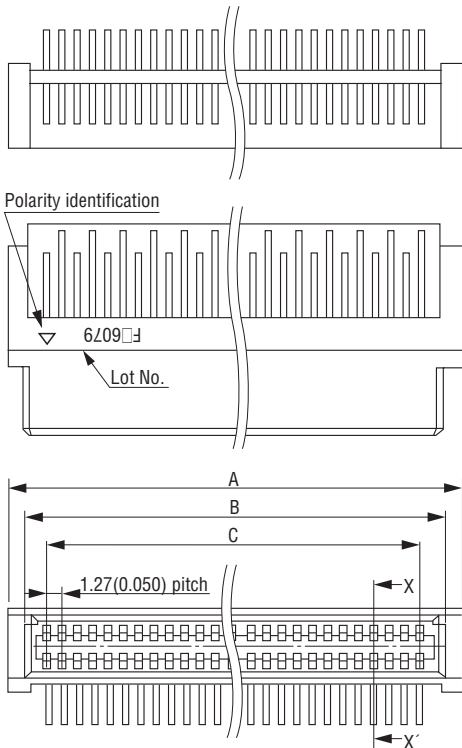
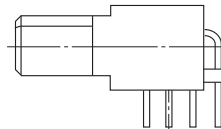
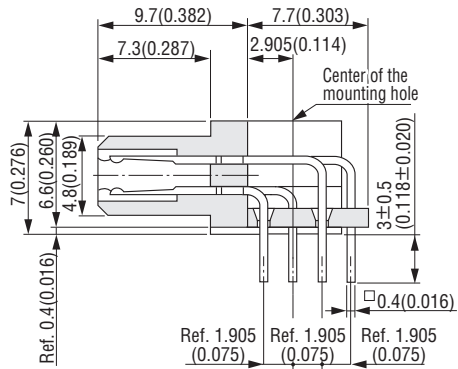
For 20,32,40,52,60,68,80,100 pins



For 26,30,34,50 pins


 Recommended PCB Thickness $t = 1.6^{+0.2}_{-0.1}$ (0.063 $^{+0.008}_{-0.004}$)

▽=Polarity identification "n" is number of contacts.

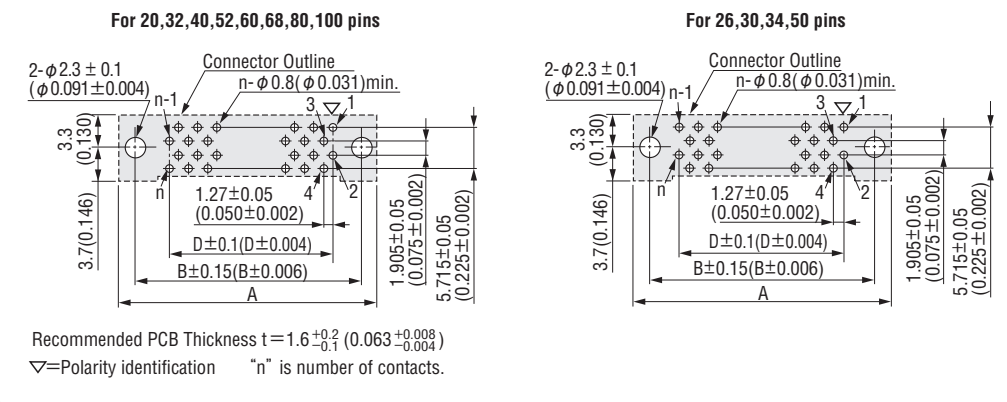
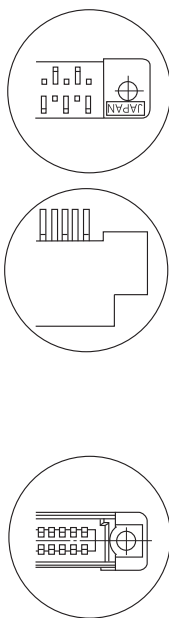
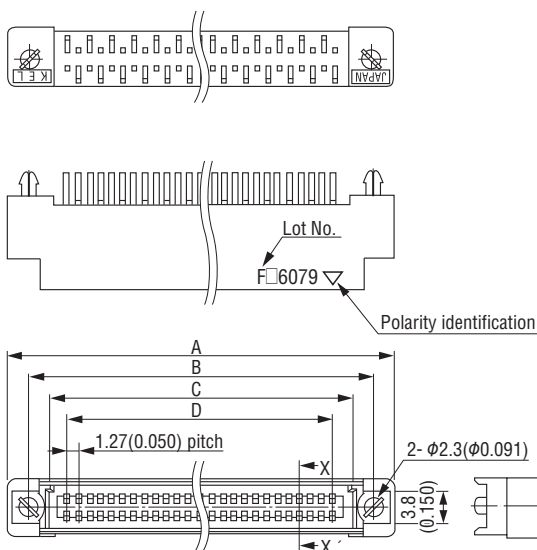
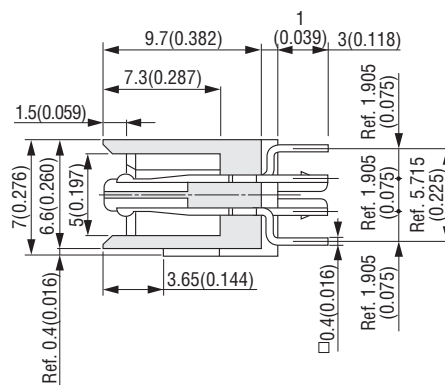

X-X' Cross Section


Packaging style

Pipe

Product Table / Dimensions

No. of contacts	Part Number	A	B	C	Number of packaging
20	8802-020-170L□-F	17.83 (0.702)	15.43 (0.607)	11.43 (0.450)	28
26	8802-026-170L□-F	21.64 (0.852)	19.24 (0.757)	15.24 (0.600)	23
30	8802-030-170L□-F	24.18 (0.952)	21.78 (0.857)	17.78 (0.700)	21
32	8802-032-170L□-F	25.45 (1.002)	23.05 (0.907)	19.05 (0.750)	20
34	8802-034-170L□-F	26.72 (1.052)	24.32 (0.957)	20.32 (0.800)	19
40	8802-040-170L□-F	30.53 (1.202)	28.13 (1.107)	24.13 (0.950)	16
50	8802-050-170L□-F	36.88 (1.452)	34.48 (1.357)	30.48 (1.200)	13
52	8802-052-170L□-F	38.15 (1.502)	35.75 (1.407)	31.75 (1.250)	13
60	8802-060-170L□-F	43.23 (1.702)	40.83 (1.607)	36.83 (1.450)	11
68	8802-068-170L□-F	48.31 (1.902)	45.91 (1.807)	41.91 (1.650)	10
80	8802-080-170L□-F	55.93 (2.202)	53.53 (2.107)	49.53 (1.950)	9
100	8802-100-170L□-F	68.63 (2.702)	66.23 (2.607)	62.23 (2.450)	7

▶ Printed Circuit Board Layout (Component Side View)

8811series
8810series

X-X' Cross Section


Packaging style

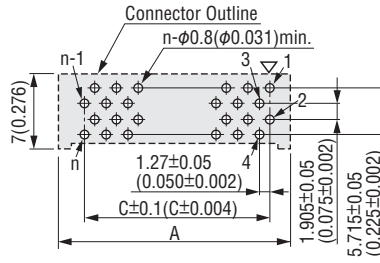
Pipe

▶ Product Table / Dimensions

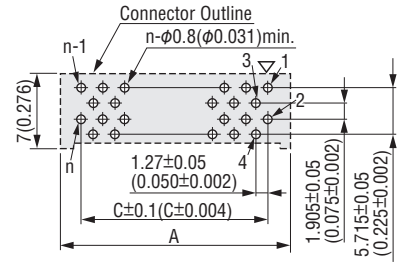
No. of contacts	Part Number	A	B	C	D	Number of packaging
20	8810-020-170S□-F 8811-020-170S□-F	25.43 (1.001)	20.32 (0.800)	15.83 (0.623)	11.43 (0.450)	20
26	8810-026-170S□-F 8811-026-170S□-F	29.24 (1.151)	24.13 (0.950)	19.64 (0.773)	15.24 (0.600)	17
30	8810-030-170S□-F 8811-030-170S□-F	31.78 (1.251)	26.67 (1.050)	22.18 (0.873)	17.78 (0.700)	16
32	8810-032-170S□-F 8811-032-170S□-F	33.05 (1.301)	27.94 (1.100)	23.45 (0.923)	19.05 (0.750)	15
34	8810-034-170S□-F 8811-034-170S□-F	34.32 (1.351)	29.21 (1.150)	24.72 (0.973)	20.32 (0.800)	14
40	8810-040-170S□-F 8811-040-170S□-F	38.13 (1.501)	33.02 (1.300)	28.53 (1.123)	24.13 (0.950)	13
50	8810-050-170S□-F 8811-050-170S□-F	44.48 (1.751)	39.37 (1.550)	34.88 (1.373)	30.48 (1.200)	11
52	8810-052-170S□-F 8811-052-170S□-F	45.75 (1.801)	40.64 (1.600)	36.15 (1.423)	31.75 (1.250)	11
60	8810-060-170S□-F 8811-060-170S□-F	50.83 (2.001)	45.72 (1.800)	41.23 (1.623)	36.83 (1.450)	10
68	8810-068-170S□-F 8811-068-170S□-F	55.91 (2.201)	50.80 (2.000)	46.31 (1.823)	41.91 (1.650)	9
80	8810-080-170S□-F 8811-080-170S□-F	63.53 (2.501)	58.42 (2.300)	53.93 (2.123)	49.53 (1.950)	8
100	8810-100-170S□-F 8811-100-170S□-F	76.23 (3.001)	71.12 (2.800)	66.63 (2.623)	62.23 (2.450)	6

▶ Printed Circuit Board Layout (Component Side View)

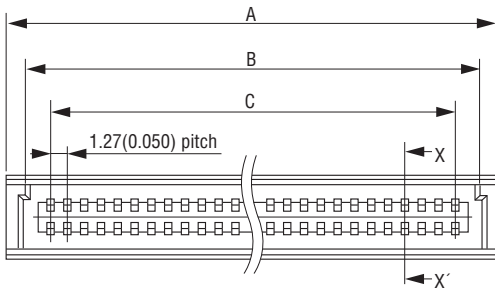
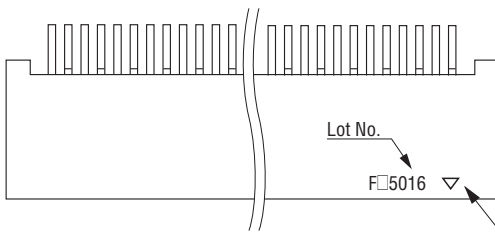
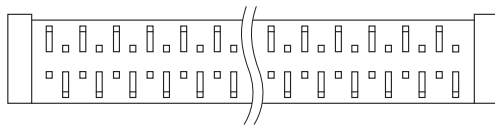
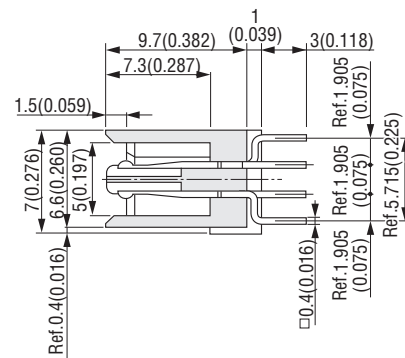
For 20,32,40,52,60,68,80,100 pins



For 26,30,34,50 pins


 Recommended PCB Thickness $t = 1.6 \pm_{-0.1}^{+0.2}$ (0.063 $\pm_{-0.004}^{+0.008}$)

▽=Polarity identification "n" is number of contacts.

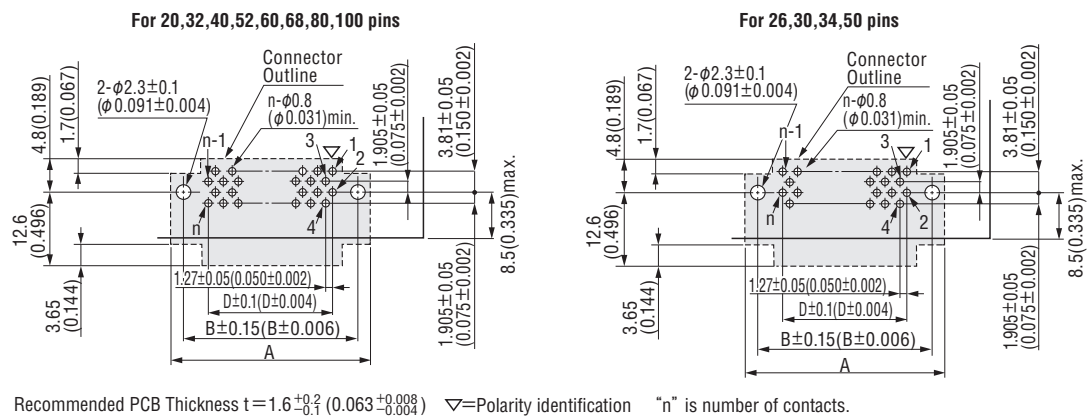
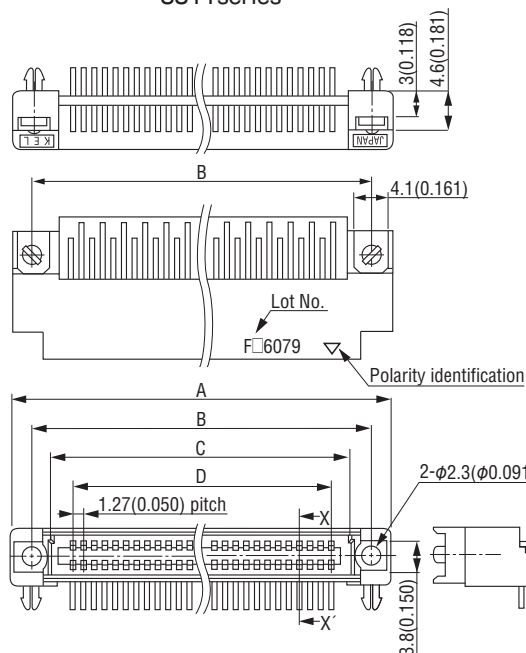
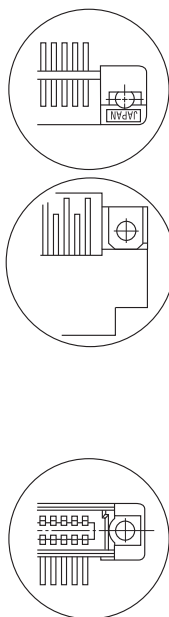
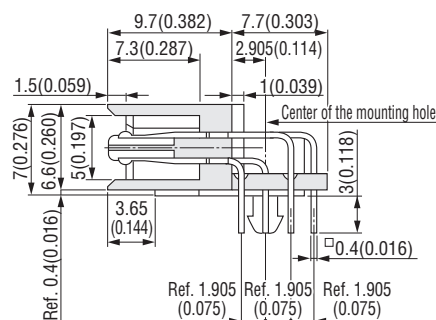

X-X' Cross Section


Packaging style

Pipe

▶ Product Table / Dimensions

No. of contacts	Part Number	A	B	C	Number of packaging
20	8812-020-170S□-F	17.83 (0.702)	15.83 (0.623)	11.43 (0.450)	28
26	8812-026-170S□-F	21.64 (0.852)	19.64 (0.773)	15.24 (0.600)	23
30	8812-030-170S□-F	24.18 (0.952)	22.18 (0.873)	17.78 (0.700)	21
32	8812-032-170S□-F	25.45 (1.002)	23.45 (0.923)	19.05 (0.750)	20
34	8812-034-170S□-F	26.72 (1.052)	24.72 (0.973)	20.32 (0.800)	19
40	8812-040-170S□-F	30.53 (1.202)	28.53 (1.123)	24.13 (0.950)	16
50	8812-050-170S□-F	36.88 (1.452)	34.88 (1.373)	30.48 (1.200)	13
52	8812-052-170S□-F	38.15 (1.502)	36.15 (1.423)	31.75 (1.250)	13
60	8812-060-170S□-F	43.23 (1.702)	41.23 (1.623)	36.83 (1.450)	11
68	8812-068-170S□-F	48.31 (1.902)	46.31 (1.823)	41.91 (1.650)	10
80	8812-080-170S□-F	55.93 (2.202)	53.93 (2.123)	49.53 (1.950)	9
100	8812-100-170S□-F	68.63 (2.702)	66.63 (2.623)	62.23 (2.450)	7

► Printed Circuit Board Layout (Component Side View)

8811series

8810series

X-X' Cross Section


Packaging style

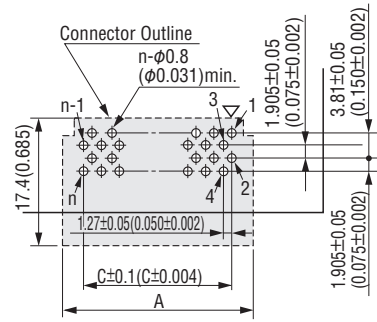
Pipe

► Product Table / Dimensions

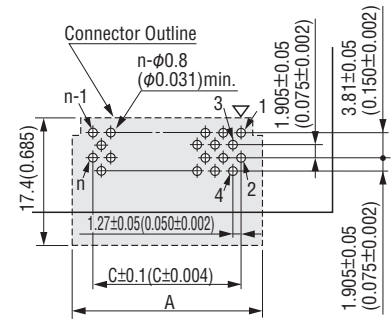
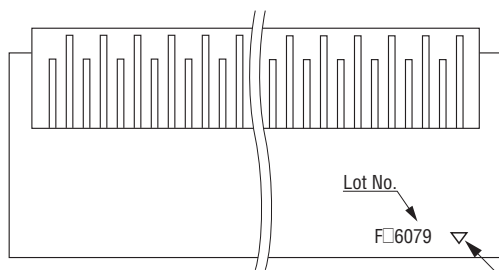
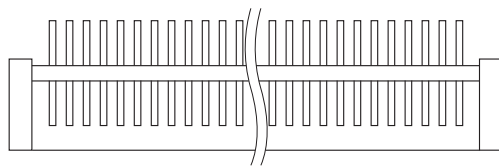
No. of contacts	Part Number	A	B	C	D	Number of packaging
20	8810-020-170L□-F 8811-020-170L□-F	25.43 (1.001)	20.32 (0.800)	15.83 (0.623)	11.43 (0.450)	20
26	8810-026-170L□-F 8811-026-170L□-F	29.24 (1.151)	24.13 (0.950)	19.64 (0.773)	15.24 (0.600)	17
30	8810-030-170L□-F 8811-030-170L□-F	31.78 (1.251)	26.67 (1.050)	22.18 (0.873)	17.78 (0.700)	16
32	8810-032-170L□-F 8811-032-170L□-F	33.05 (1.301)	27.94 (1.100)	23.45 (0.923)	19.05 (0.750)	15
34	8810-034-170L□-F 8811-034-170L□-F	34.32 (1.351)	29.21 (1.150)	24.72 (0.973)	20.32 (0.800)	14
40	8810-040-170L□-F 8811-040-170L□-F	38.13 (1.501)	33.02 (1.300)	28.53 (1.123)	24.13 (0.950)	13
50	8810-050-170L□-F 8811-050-170L□-F	44.48 (1.751)	39.37 (1.550)	34.88 (1.373)	30.48 (1.200)	11
52	8810-052-170L□-F 8811-052-170L□-F	45.75 (1.801)	40.64 (1.600)	36.15 (1.423)	31.75 (1.250)	11
60	8810-060-170L□-F 8811-060-170L□-F	50.83 (2.001)	45.72 (1.800)	41.23 (1.623)	36.83 (1.450)	10
68	8810-068-170L□-F 8811-068-170L□-F	55.91 (2.201)	50.80 (2.000)	46.31 (1.823)	41.91 (1.650)	9
80	8810-080-170L□-F 8811-080-170L□-F	63.53 (2.501)	58.42 (2.300)	53.93 (2.123)	49.53 (1.950)	8
100	8810-100-170L□-F 8811-100-170L□-F	76.23 (3.001)	71.12 (2.800)	66.63 (2.623)	62.23 (2.450)	6

Printed Circuit Board Layout (Component Side View)

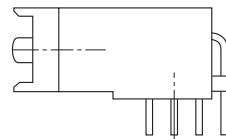
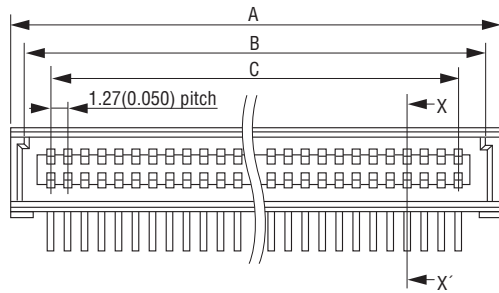
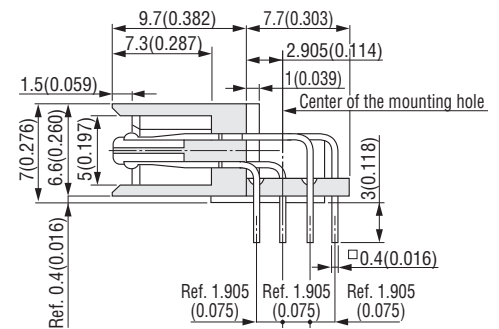
For 20,32,40,52,60,68,80,100 pins



For 26,30,34,50 pins


 Recommended PCB Thickness $t = 1.6^{+0.2}_{-0.1}$ (0.063^{+0.008}_{-0.004}) ▽=Polarity identification "n" is number of contacts.


Polarity identification


X-X' Cross Section


Packaging style

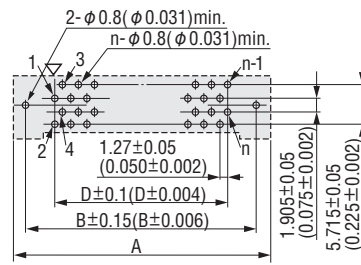
Pipe

Product Table / Dimensions

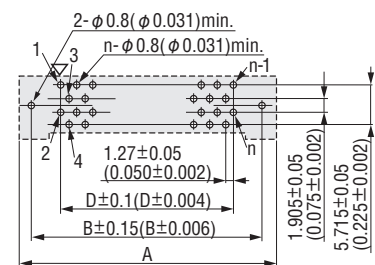
No. of contacts	Part Number	A	B	C	Number of packaging
20	8812-020-170L□-F	17.83 (0.702)	15.83 (0.623)	11.43 (0.450)	28
26	8812-026-170L□-F	21.64 (0.852)	19.64 (0.773)	15.24 (0.600)	23
30	8812-030-170L□-F	24.18 (0.952)	22.18 (0.873)	17.78 (0.700)	21
32	8812-032-170L□-F	25.45 (1.002)	23.45 (0.923)	19.05 (0.750)	20
34	8812-034-170L□-F	26.72 (1.052)	24.72 (0.973)	20.32 (0.800)	19
40	8812-040-170L□-F	30.53 (1.202)	28.53 (1.123)	24.13 (0.950)	16
50	8812-050-170L□-F	36.88 (1.452)	34.88 (1.373)	30.48 (1.200)	13
52	8812-052-170L□-F	38.15 (1.502)	36.15 (1.423)	31.75 (1.250)	13
60	8812-060-170L□-F	43.23 (1.702)	41.23 (1.623)	36.83 (1.450)	11
68	8812-068-170L□-F	48.31 (1.902)	46.31 (1.823)	41.91 (1.650)	10
80	8812-080-170L□-F	55.93 (2.202)	53.93 (2.123)	49.53 (1.950)	9
100	8812-100-170L□-F	68.63 (2.702)	66.63 (2.623)	62.23 (2.450)	7

Printed Circuit Board Layout (Component Side View)

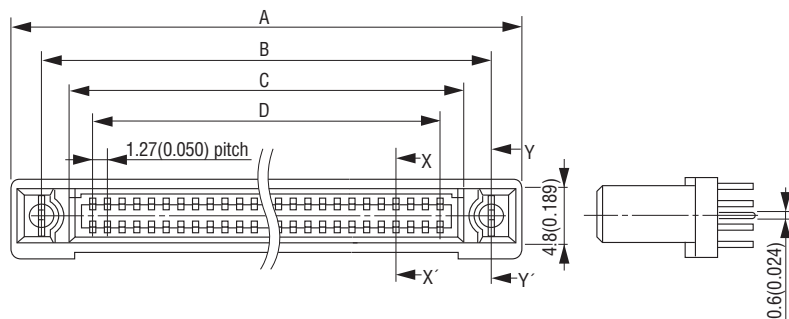
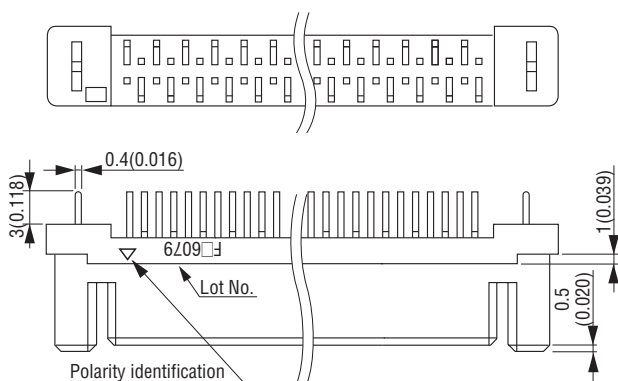
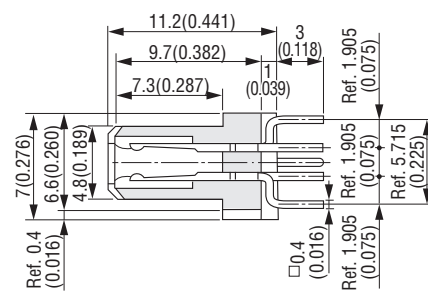
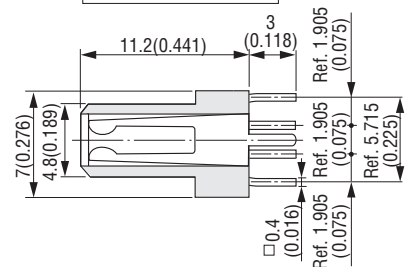
For 20,32,40,52,60,68,80,100 pins



For 26,30,34,50 pins


 Recommended PCB Thickness $t = 1.6^{+0.2}_{-0.1}$ (0.063^{+0.008}_{-0.004})

▽=Polarity identification "n" is number of contacts.

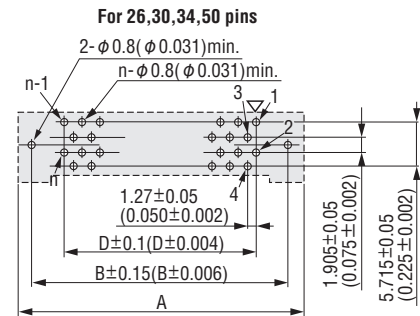
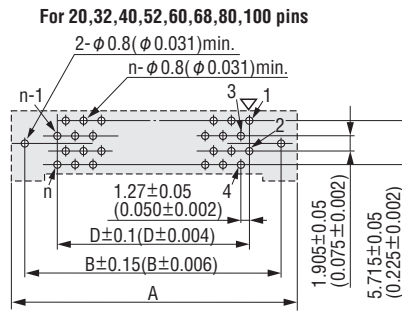

X-X' Cross Section

Y-Y' Cross Section


Packaging style

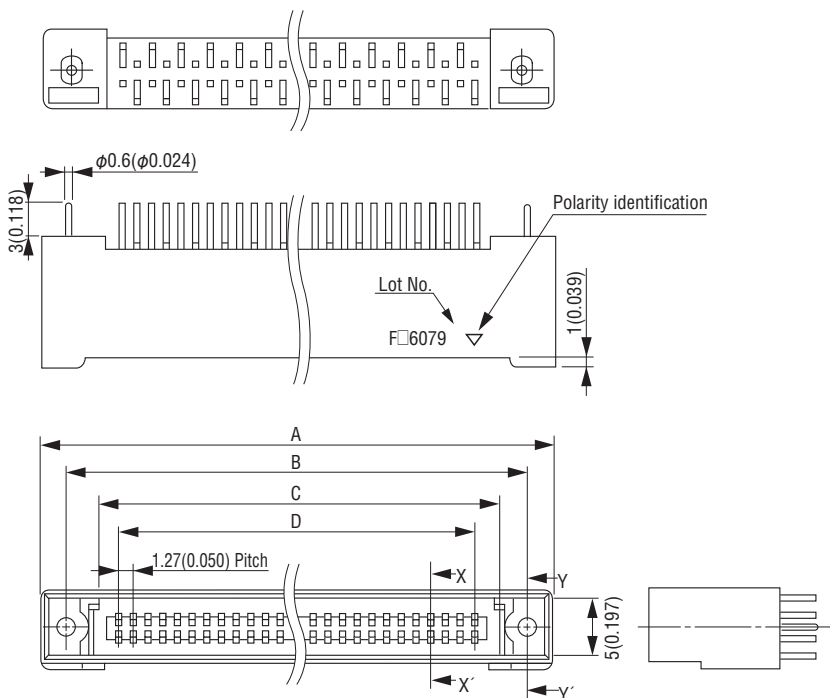
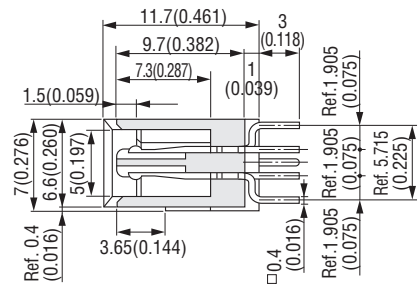
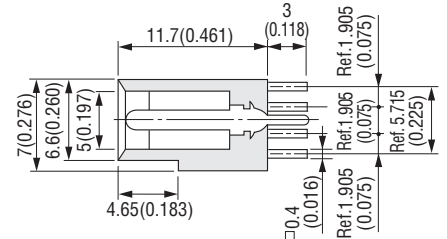
Pipe

Product Table / Dimensions

No. of contacts	Part Number	A	B	C	D	Number of packaging
20	8803-020-170S□-F	25.43 (1.001)	20.32 (0.800)	15.43 (0.607)	11.43 (0.450)	20
26	8803-026-170S□-F	29.24 (1.151)	24.13 (0.950)	19.24 (0.757)	15.24 (0.600)	17
30	8803-030-170S□-F	31.78 (1.251)	26.67 (1.050)	21.78 (0.857)	17.78 (0.700)	16
32	8803-032-170S□-F	33.05 (1.301)	27.94 (1.100)	23.05 (0.907)	19.05 (0.750)	15
34	8803-034-170S□-F	34.32 (1.351)	29.21 (1.150)	24.32 (0.957)	20.32 (0.800)	14
40	8803-040-170S□-F	38.13 (1.501)	33.02 (1.300)	28.13 (1.107)	24.13 (0.950)	13
50	8803-050-170S□-F	44.48 (1.751)	39.37 (1.550)	34.48 (1.357)	30.48 (1.200)	11
52	8803-052-170S□-F	45.75 (1.801)	40.64 (1.593)	35.75 (1.407)	31.75 (1.250)	11
60	8803-060-170S□-F	50.83 (2.001)	45.72 (1.800)	40.83 (1.607)	36.83 (1.450)	10
68	8803-068-170S□-F	55.91 (2.201)	50.80 (2.000)	45.91 (1.807)	41.91 (1.650)	9
80	8803-080-170S□-F	63.53 (2.501)	58.42 (2.300)	53.53 (2.107)	49.53 (1.950)	8
100	8803-100-170S□-F	76.23 (3.001)	71.12 (2.800)	66.23 (2.607)	62.23 (2.450)	6

Printed Circuit Board Layout (Component Side View)

 Recommended PCB Thickness $t = 1.6^{+0.2}_{-0.1}$ (0.063^{+0.008}_{-0.004})

▽=Polarity identification "n" is number of contacts.


X-X' Cross Section

Y-Y' Cross Section


Packaging style

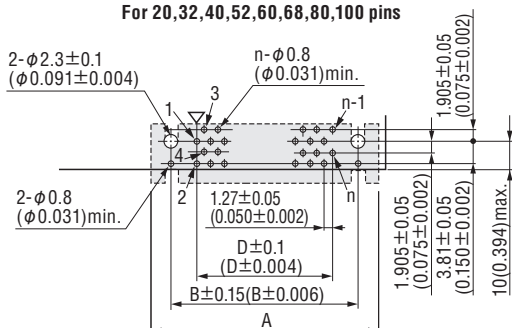
Pipe

Product Table / Dimensions

No. of contacts	Part Number	A	B	C	D	Number of packaging
20	8813-020-170S□-F	25.43 (1.001)	20.32 (0.800)	15.83 (0.623)	11.43 (0.450)	20
26	8813-026-170S□-F	29.24 (1.151)	24.13 (0.950)	19.64 (0.773)	15.24 (0.600)	17
30	8813-030-170S□-F	31.78 (1.251)	26.67 (1.050)	22.18 (0.873)	17.78 (0.700)	16
32	8813-032-170S□-F	33.05 (1.301)	27.94 (1.100)	23.45 (0.923)	19.05 (0.750)	15
34	8813-034-170S□-F	34.32 (1.351)	29.21 (1.150)	24.72 (0.973)	20.32 (0.800)	14
40	8813-040-170S□-F	38.13 (1.501)	33.02 (1.300)	28.53 (1.123)	24.13 (0.950)	13
50	8813-050-170S□-F	44.48 (1.751)	39.37 (1.550)	34.88 (1.373)	30.48 (1.200)	11
52	8813-052-170S□-F	45.75 (1.801)	40.64 (1.593)	36.15 (1.423)	31.75 (1.250)	11
60	8813-060-170S□-F	50.83 (2.001)	45.72 (1.800)	41.23 (1.623)	36.83 (1.450)	10
68	8813-068-170S□-F	55.91 (2.201)	50.80 (2.000)	46.31 (1.823)	41.91 (1.650)	9
80	8813-080-170S□-F	63.53 (2.501)	58.42 (2.300)	53.93 (2.123)	49.53 (1.950)	8
100	8813-100-170S□-F	76.23 (3.001)	71.12 (2.800)	66.63 (2.623)	62.23 (2.450)	6

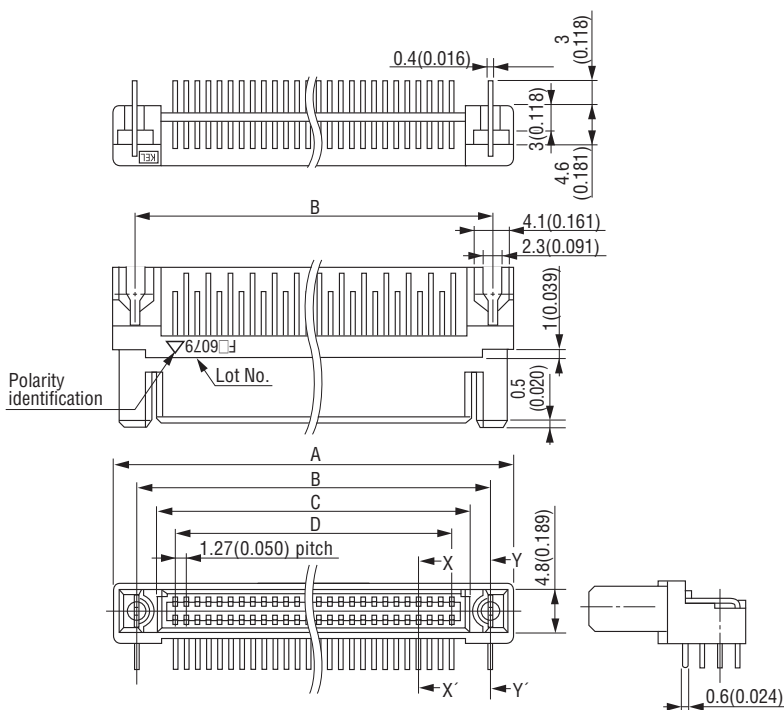
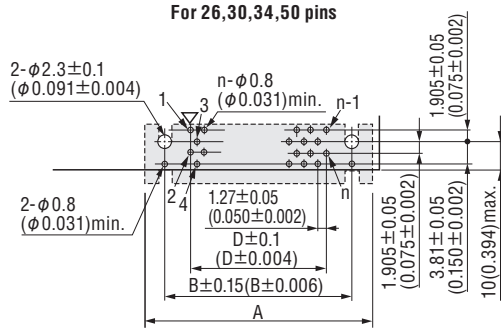
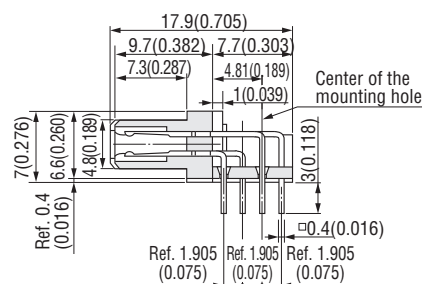
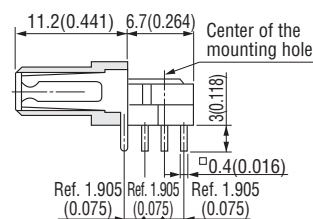
Printed Circuit Board Layout (Component Side View)

For 20,32,40,52,60,68,80,100 pins


 Recommended PCB Thickness $t = 1.6 \pm 0.2$ (0.063 ± 0.008)

▽=Polarity identification "n" is number of contacts.

For 26,30,34,50 pins

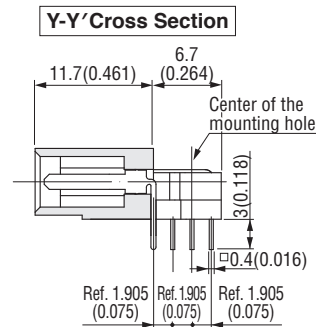
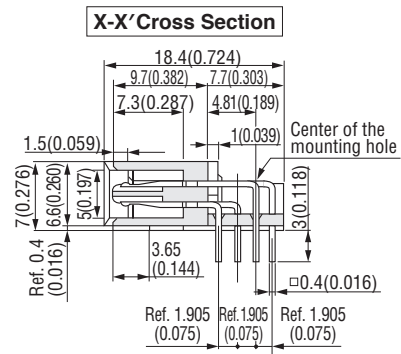
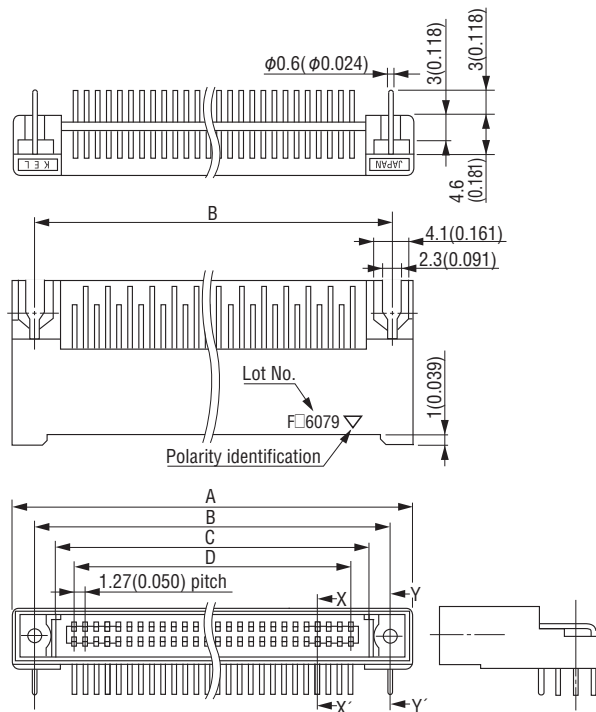
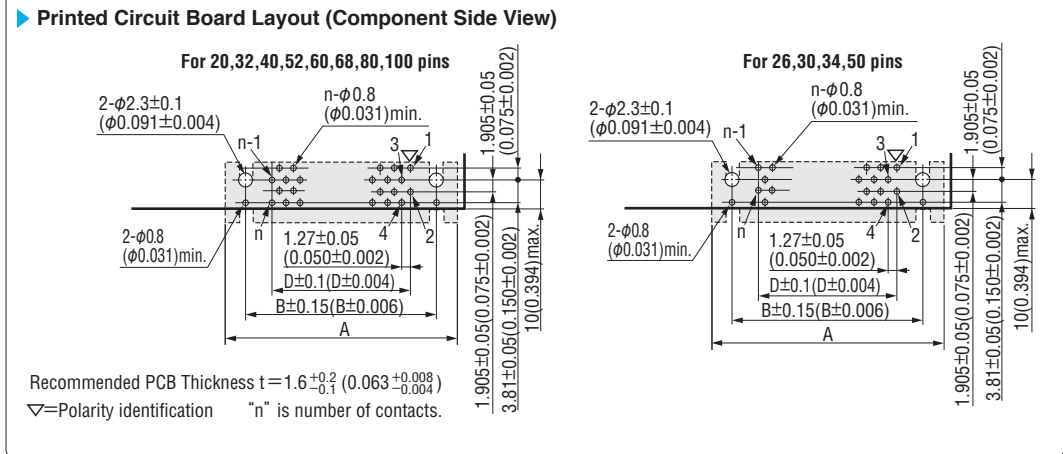

X-X' Cross Section

Y-Y' Cross Section


Packaging style

Pipe

Product Table / Dimensions

No. of contacts	Part Number	A	B	C	D	Number of packaging
20	8803-020-170L□-F	25.43 (1.001)	20.32 (0.800)	15.43 (0.607)	11.43 (0.450)	20
26	8803-026-170L□-F	29.24 (1.151)	24.13 (0.950)	19.24 (0.757)	15.24 (0.600)	17
30	8803-030-170L□-F	31.78 (1.251)	26.67 (1.050)	21.78 (0.857)	17.78 (0.700)	16
32	8803-032-170L□-F	33.05 (1.301)	27.94 (1.100)	23.05 (0.907)	19.05 (0.750)	15
34	8803-034-170L□-F	34.32 (1.351)	29.21 (1.150)	24.32 (0.957)	20.32 (0.800)	14
40	8803-040-170L□-F	38.13 (1.501)	33.02 (1.300)	28.13 (1.107)	24.13 (0.950)	13
50	8803-050-170L□-F	44.48 (1.751)	39.37 (1.550)	34.48 (1.357)	30.48 (1.200)	11
52	8803-052-170L□-F	45.75 (1.801)	40.64 (1.593)	35.75 (1.407)	31.75 (1.250)	11
60	8803-060-170L□-F	50.83 (2.001)	45.72 (1.800)	40.83 (1.607)	36.83 (1.450)	10
68	8803-068-170L□-F	55.91 (2.201)	50.80 (2.000)	45.91 (1.807)	41.91 (1.650)	9
80	8803-080-170L□-F	63.53 (2.501)	58.42 (2.300)	53.53 (2.107)	49.53 (1.950)	8
100	8803-100-170L□-F	76.23 (3.001)	71.12 (2.800)	66.23 (2.607)	62.23 (2.450)	6

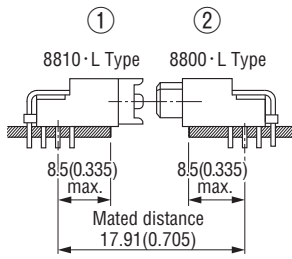


Packaging style
Pipe

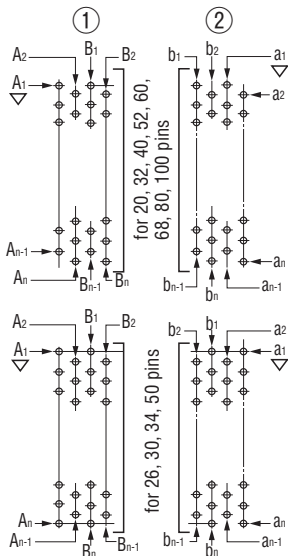
Product Table / Dimensions

No. of contacts	Part Number	A	B	C	D	Number of packaging
20	8813-020-170L□-F	25.43 (1.001)	20.32 (0.800)	15.83 (0.623)	11.43 (0.450)	20
26	8813-026-170L□-F	29.24 (1.151)	24.13 (0.950)	19.64 (0.773)	15.24 (0.600)	17
30	8813-030-170L□-F	31.78 (1.251)	26.67 (1.050)	22.18 (0.873)	17.78 (0.700)	16
32	8813-032-170L□-F	33.05 (1.301)	27.94 (1.100)	23.45 (0.923)	19.05 (0.750)	15
34	8813-034-170L□-F	34.32 (1.351)	29.21 (1.150)	24.72 (0.973)	20.32 (0.800)	14
40	8813-040-170L□-F	38.13 (1.501)	33.02 (1.300)	28.53 (1.123)	24.13 (0.950)	13
50	8813-050-170L□-F	44.48 (1.751)	39.37 (1.550)	34.88 (1.373)	30.48 (1.200)	11
52	8813-052-170L□-F	45.75 (1.801)	40.64 (1.593)	36.15 (1.423)	31.75 (1.250)	11
60	8813-060-170L□-F	50.83 (2.001)	45.72 (1.800)	41.23 (1.623)	36.83 (1.450)	10
68	8813-068-170L□-F	55.91 (2.201)	50.80 (2.000)	46.31 (1.823)	41.91 (1.650)	9
80	8813-080-170L□-F	63.53 (2.501)	58.42 (2.300)	53.93 (2.123)	49.53 (1.950)	8
100	8813-100-170L□-F	76.23 (3.001)	71.12 (2.800)	66.63 (2.623)	62.23 (2.450)	6

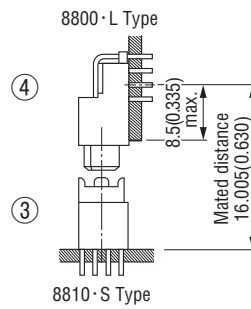
◆ Horizontal Mating



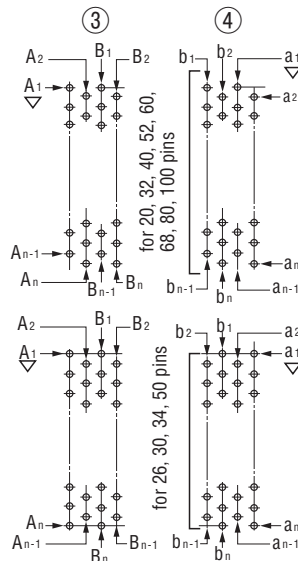
(Component Side View)



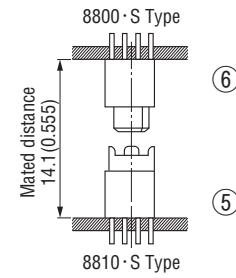
◆ Vertical mating



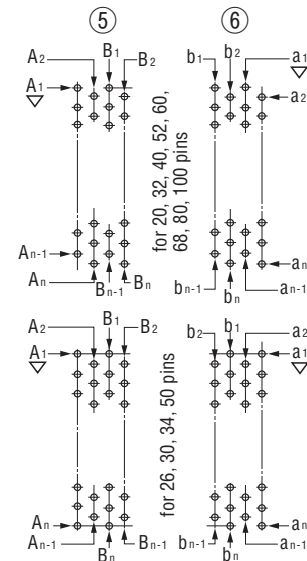
(Component Side View)



◆ Stacked mating



(Component Side View)



▽=Polarity identification