

actual size

# Quartz Crystal · SS2

- Pin Type Crystal, 11.35 x 4.65 mm
- wave soldering temperature: 260 °C max.
- package height 2.5 mm max.



RoHS compliant



Pb free



REACH compliant



Conflict mineral free

GENERAL DATA		
TYPE	SS2	
frequency range	fund. AT-cut	4.0 ~ 33.0 MHz
	3rd OT AT-cut	ask for availability
	fund. BT-cut	ask for availability
frequency tolerance at 25 °C	±20 ppm / ±30 ppm / ±50 ppm	
load capacitance $C_L$	12 pF ~ 32 pF or series	
shunt capacitance $C_0$	< 5 pF	
storage temperature	-40 °C ~ +125 °C	
shock resistance	> 100 g (half sine pulse, 0.6 ms)	
drive level max.	500 µW (100 µW recommended)	
aging	< ±5 ppm first year	

ESR (SERIES RESISTANCE RS)			
frequency in MHz	vibration mode	ESR max. in Ω	ESR typ. in Ω
4.0 ~ 5.999	fund. - AT	80	60
6.0 ~ 6.999	fund. - AT	70	35
7.0 ~ 7.999	fund. - AT	50	25
8.0 ~ 8.999	fund. - AT	50	25
9.0 ~ 13.999	fund. - AT	35	15
14.0 ~ 33.000	fund. - AT	30	10
ask	3rd OT - AT	(100)	(60)
ask	fund. - BT	(50)	(20)

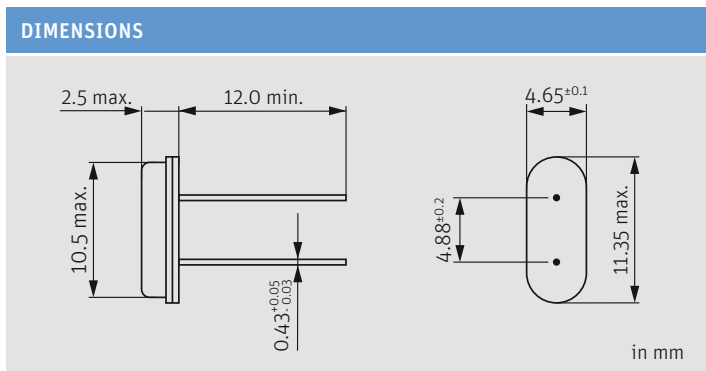


TABLE 1: FREQUENCY STABILITY VS. TEMPERATURE							
		±20 ppm	±30 ppm	±50 ppm	±100 ppm	±150 ppm	+10/-100 ppm
-20 °C ~ +70 °C	STD.	△	○	●			○ BT-cut
-40 °C ~ +85 °C	T1		○	○	●		
-40 °C ~ +105 °C	T2			○	○		
-40 °C ~ +125 °C	T3					○	

● standard ○ available △ ask, if available

**AUTOMOTIVE APPLICATION NOTE**

- extended operating temperatures up to +125 °C

ORDER INFORMATION						
Q	frequency	type	load capacitance in pF	tolerance at 25 °C	stability vs. temp. range	option
Quartz	4.0 ~ 33.0 MHz	SS2	12 pF ~ 32 pF S for series	30 = ±30 ppm std 20 = ±20 ppm 50 = ±50 ppm	see table	blank = -20 °C ~ +70 °C T1 = -40 °C ~ +85 °C T2 = -40 °C ~ +105 °C T3 = -40 °C ~ +125 °C FU = for fund. frequencies ≥ 20 MHz 3OT = 3rd overtone (if available) BT = fundamental BT-cut (if available) TR = taped TA = taped, ammo pack KIS = insulation spacer LL = lead length in mm PT = plastic tray

**Example: Q 30.0-SS2-30-30/50-FU-LF** (Suffix LF = RoHS compliant / Pb free pins)



B.C.E. S.r.l. - Via Regina Pacis, 54/c - Sassuolo (MO) - I 41049 - Italy  
 Tel.: 0536 811616 - Fax: 0536 811500 - Web: [www.bce.it](http://www.bce.it) - E-mail: [bce@bce.it](mailto:bce@bce.it)

25032019

Jauch Quartz GmbH • e-mail: [info@jauch.com](mailto:info@jauch.com) • full data can be found under: [www.jauch.com](http://www.jauch.com)  
 All specifications are subject to change without notice

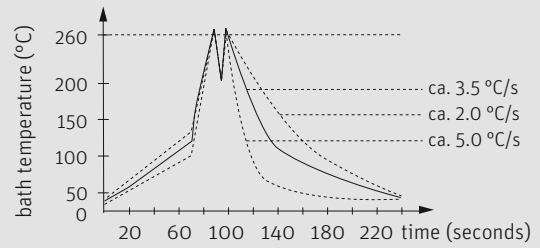
# Quartz Crystal · SS2

## LOAD CAPACITANCE CODES

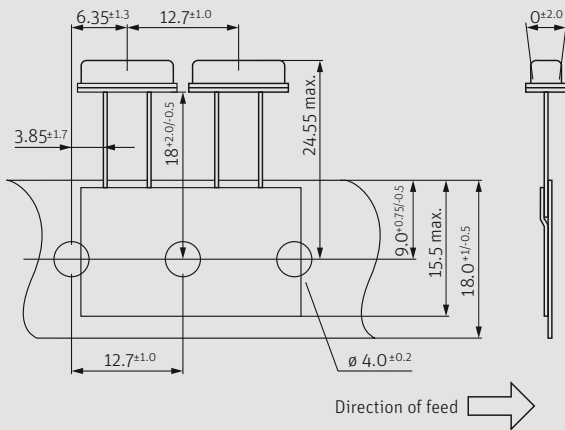
12 pF: a	18 pF: f	30 pF: .
13 pF: v	20 pF: c	32 pF: e
14 pF: x	22 pF: g	series: s
15 pF: j	24 pF: d	T: 3rd OT
16 pF: b	25 pF: r	
17 pF: t	27 pF: w	

example 4.0 MHz / 12 pF: 4a000

## WAVE SOLDERING PROFILE



## TAPING SPECIFICATION



in mm

## MARKING

frequency with load capacitance code  
company code / date code / internal code

		Jan.	Feb.	Mar.	Apr.	May	Jun.	Jul.	Aug.	Sep.	Oct.	Nov.	Dec.
2019	2023	a	b	c	d	e	f	g	h	j	k	l	m
2020	2024	n	p	q	r	s	t	u	v	w	x	y	z
2021	2025	A	B	C	D	E	F	G	H	J	K	L	M
2022	2026	N	P	Q	R	S	T	U	V	W	X	Y	Z