




**Ironwood
Electronics, Inc.**

www.ironwoodelectronics.com



SBT – Socket for Burn-in and Test Applications

**High Performance
IC Sockets And
Test Adaptors**

Application Need

Custom Burn-in and Standard Production Test Applications usually demand a spring probe solution

- *Custom Burn-in sockets are expensive*
 - *Need high cost tooling and long development time*
- *Spring probes are expensive*
 - *Economic downturn accelerating need for cost reductions*
 - *Production factories need low cost replacement pins*
- *Spring probe delivery unpredictable*
 - *High cost means no inventory*
 - *Poor delivery lead time puts new product ramp at risk*

Solution - SBT Contact

BGA Contact



SBT Contact is a stamped & etched contact with outside spring as well as inside leaf spring that provides a robust solution for Burn-in & test applications.

CHARACTERIZATION
BURN-IN
SLT
ATE

Solution for 1.27mm to 0.40mm (LGA, BGA, QFP packages) in Burn-in & test applications.

Contact technology has 3 part system. Top plunger, Bottom plunger and a spring. The BeCu plungers are stamped/etched and assembled to a stainless steel spring in automated system to enable reliable interconnect solution.

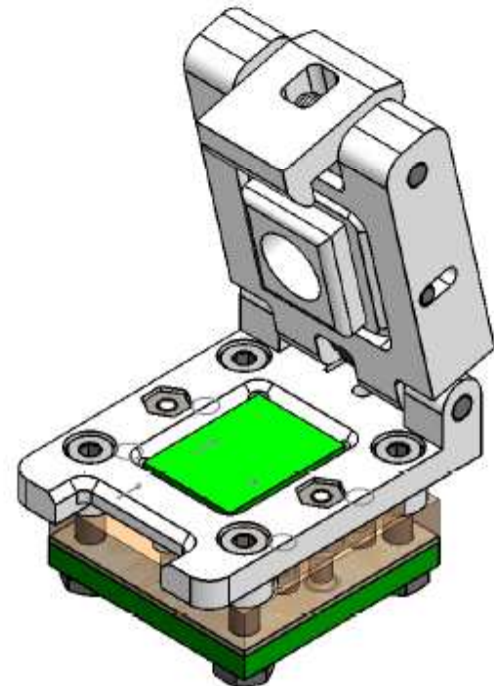
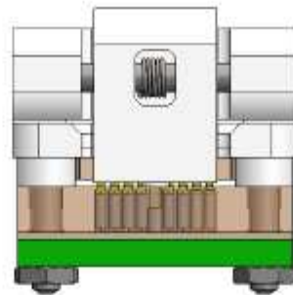
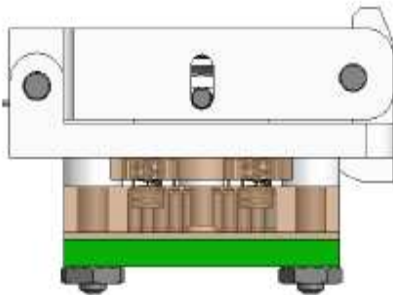
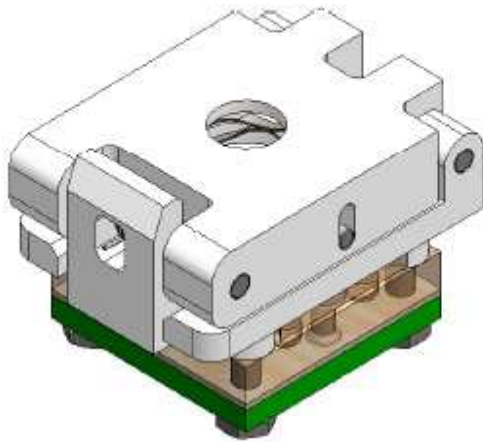
LGA Contact



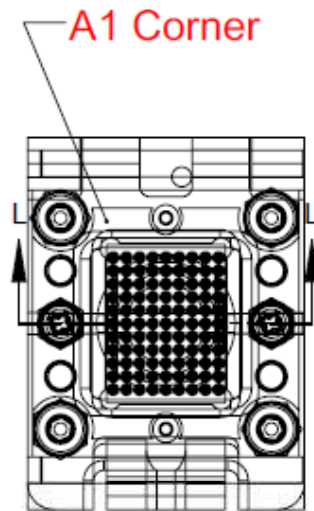
SBT Socket

FEATURES:

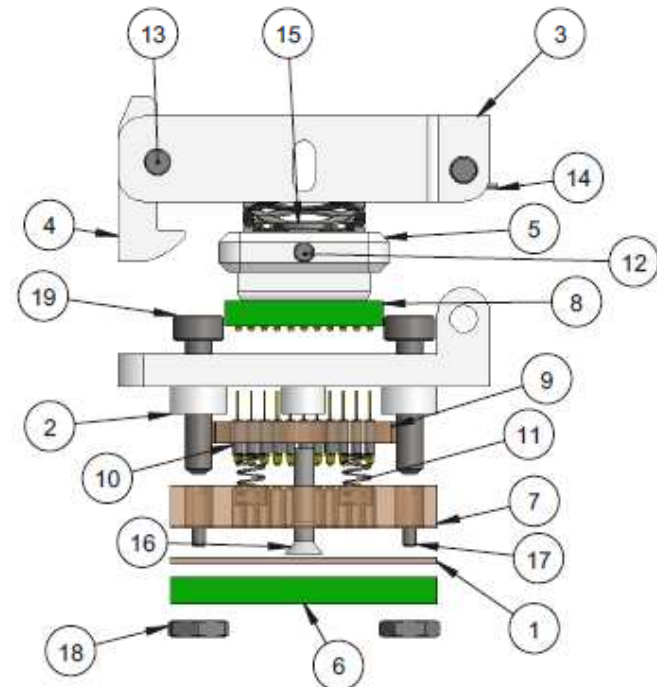
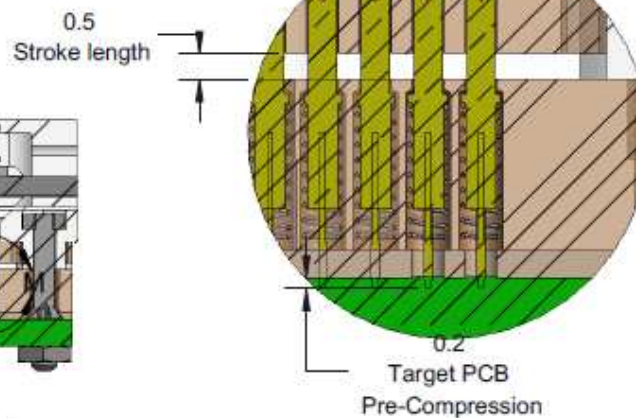
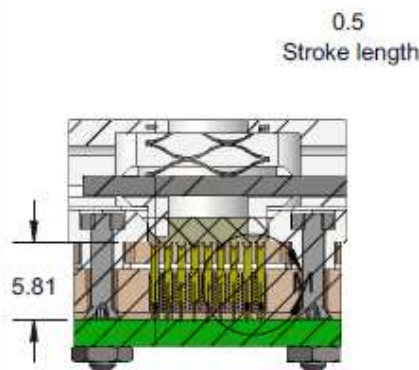
- Wide temperature range (-55C to +180C)
- High current capability (up to 8A)
- Excellent signal integrity at high frequencies
- Low and stable contact resistance for reliable production yield
- Highly compliant to accommodate wide co-planarity variations
- Automated probe manufacturing enables low cost and short lead time



SBT Socket Details



ITEM NO.	Description	Material
1	Bottom Pogo Guide	Ultem
2	Socket Base 12mm snap lid	PPS
3	12mm Plastic Snap Clamshell Socket Lid	PPS/Ultem
4	Clamshell Latch Snap Lid Socket	PPS/Ultem
5	Compression Plate Plastic Snap lid 10mm	PPS/Ultem
6	Target PCB	Material <not specified>
7	Middle guide	Ultem 1000
8	BGA	FR4
9	Top Floating Guide	Ultem 1000
10	Pogo Pin, 1mm Pitch SBT BGA pin	
11	Floating Guide Spring	Alloy Steel (SS)
12	Dowel Pin, M1.5 X 20mm LG, 18-8 SS	AISI 316 Annealed Stainless Steel (SS)
13	Dowel Pin, M2 X 20mm LG, 18-8 SS	AISI 316 Annealed Stainless Steel (SS)
14	Torsion Spring, 180 0.109" OD, Ccw/Rh	Steel Music Wire
15	Wave Spring 0.375"OD 0.15" In 100lbs/in	Steel Music Wire
16	#0-80 X .313" LG FL HD, Phillips, SS	Material <not specified>
17	Dowel Pin, M1 x 4mm long	Alloy Steel
18	Hex nut, M2 thread size, 4mm width, 0.4mm pitch, 18-8 stainless steel	
19	socket cap screws, M2 10mm lng 1.5mm hex size 12.9 alloy steel	
20	#0-80 Nut	1023 Carbon Steel Sheet (SS)



DESCRIPTION: Socket Assy, Insulation Plate

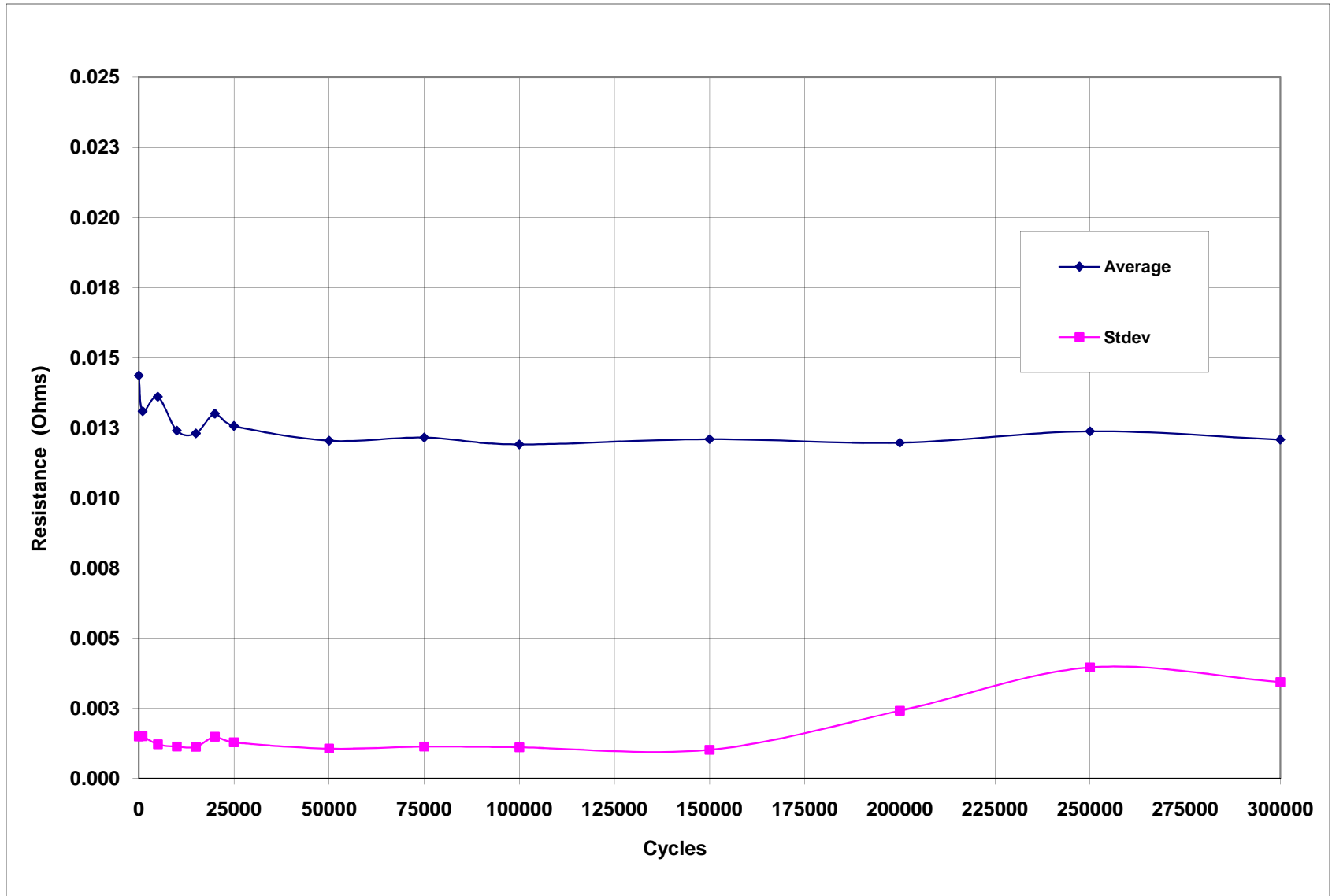
Primary dimension units are millimeters, Secondary dimension units are [inches].

Tolerances: diameters $\pm 0.03\text{mm}$ [$\pm 0.001"$], all other tolerances $\pm 0.13\text{mm}$ [$\pm 0.005"$] unless stated otherwise. Materials and specifications are subject to change without notice.

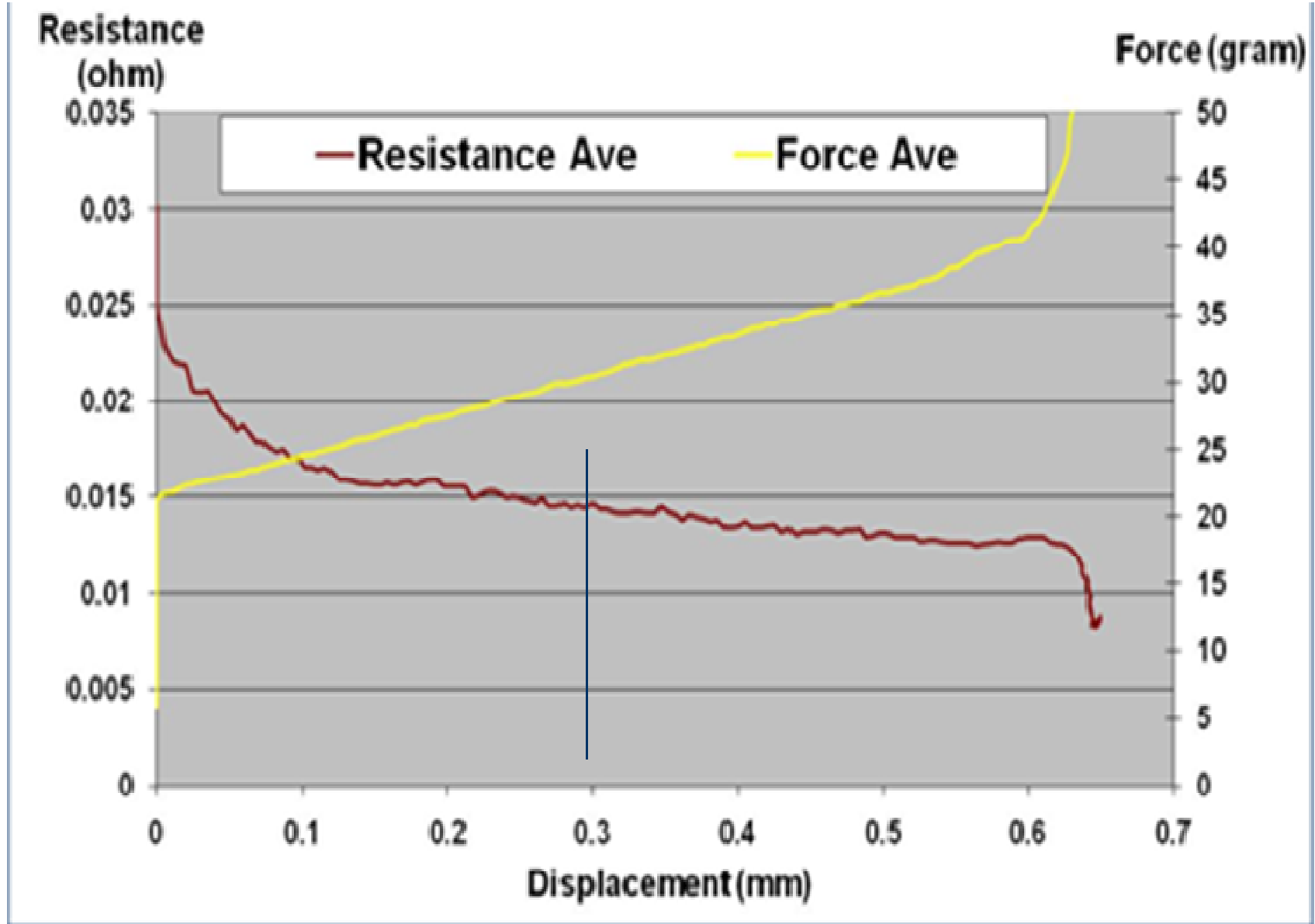
Typical Characteristics

- Contact resistance < 15 mOhms
- Self Inductance 0.88nH to 0.95nH
- Bandwidth 15GHz to 34GHz @-1dB
- Capacitance <0.3pF
- Force 18gm - 34gm per contact
- Operating temperature -55 to +180° C
- Insertion/Extraction cycles >500,000
- Current rating 4A to 8A per contact

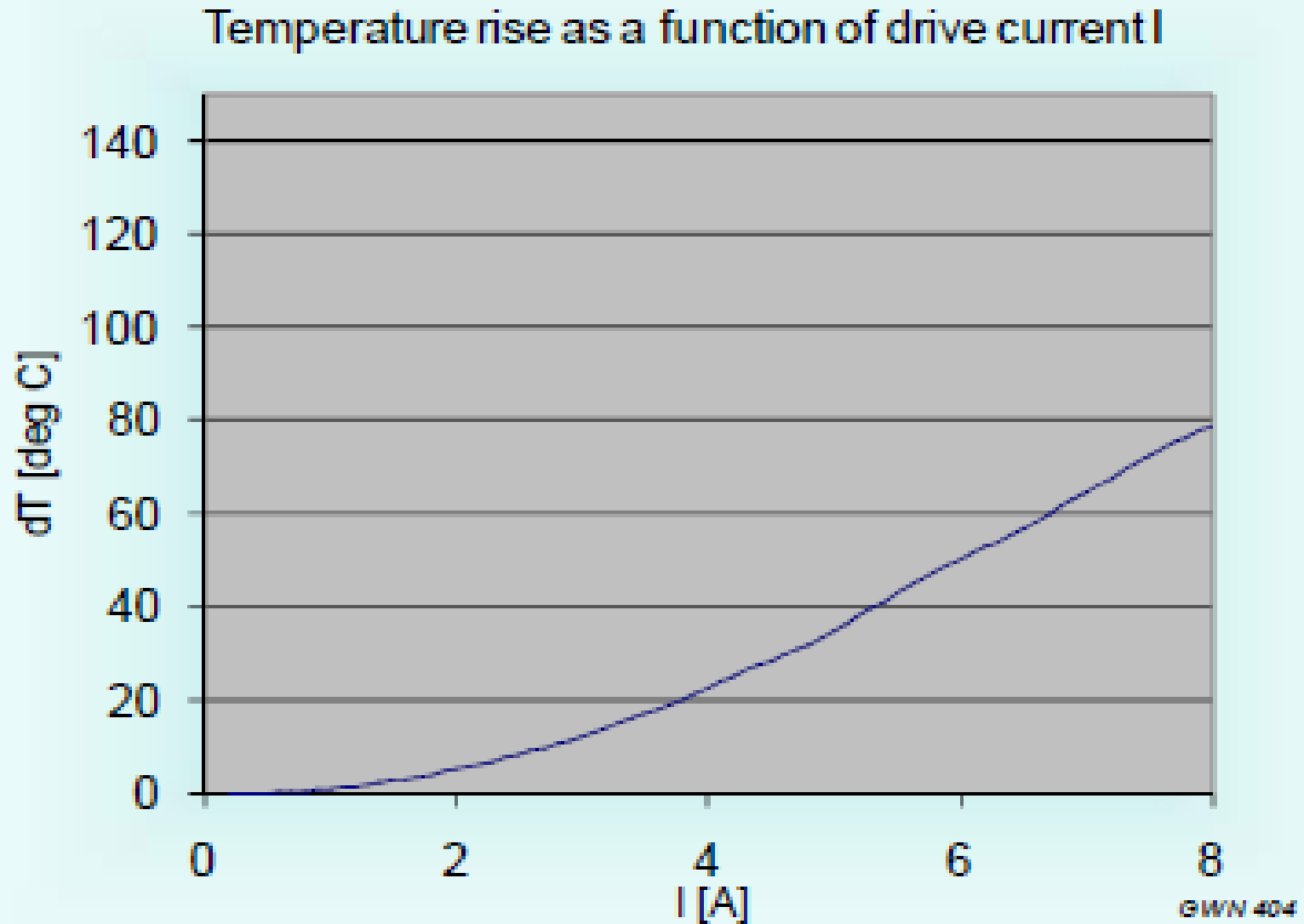
Endurance Data – 1mm pin



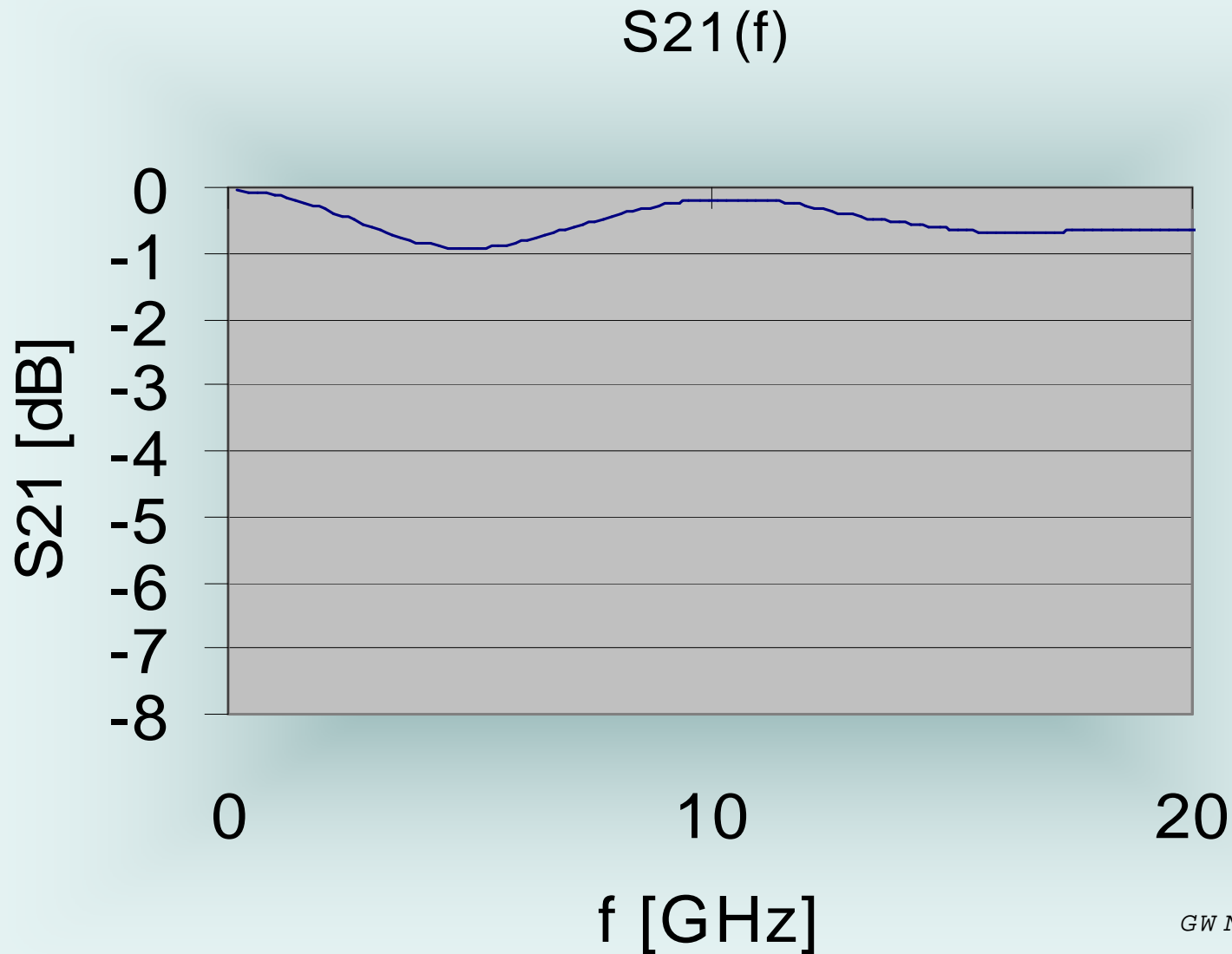
Force Deflection Resistance Data – 1mm pin



Current Data – 1mm pin

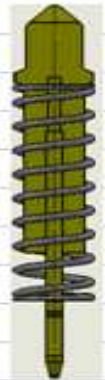


Bandwidth Data – 0.5mm pin



GW N 502

SBT Pin Summary



Pin Family	SBT	SBT	SBT	SBT	SBT	SBT
Part Number	P-P168A	P-P163A	P-P149A	P-P150A	P-P151A	P-P152A
Minimum Pitch (mm)	0.4	0.4	0.5	0.5	1.0	1.0
Pin Type	BGA	LGA	BGA	LGA	BGA	LGA
Length (mm)	3.3	3.3	3.85	2.95	5.69	4.45
DUT Side Tip Shape	V Shape	Radius Cone	U Shape	Radius Cone	Notched V	Radius Cone
DUT Side Tip Dimension (mm)	0.13	0.04	0.18	0.06	0.54	0.1
PCB Side Tip Shape	Radius Cone	Radius Cone	Radius Cone	Radius Cone	Radius Cone	Radius Cone
PCB Side Tip Dimension (mm)	0.18	0.18	0.06	0.06	0.1	0.1
DUT Side Travel (mm)	0.4	0.4	0.33	0.33	0.6	0.6
PCB Side Travel (mm)	0.2	0.2	0.1	0.1	0.1	0.1
Force (g)	34	34	30	30	19	19
Cres (mOhms)	< 70	< 70	< 30	< 30	< 15	< 15
CCC @ ambient (Amps)	2.2	2.2	6.0	6.0	8.0	8.0
Bandwidth (GHz @ -1dB)	7	7	15.7	15.7	23.2	23.2
Self inductance (nH)	0.95	0.95	0.88	0.88	0.93	0.93
Temperature (deg C)	-55 to +155C	-55 to +155C	-55 to +180C	-55 to +180C	-55 to +180C	-55 to +180C
Insertion Cycles	500K	500K	500K	500K	500K	500K

SBT Value Proposition

- Low cost pin solution – 1/3rd of conventional spring probe cost
- Extreme temperature solutions (-55 to +180C)
- High power applications (excellent current rating of 4A to 8A @80C rise)
- High speed digital and RF applications (excellent bandwidth 15GHz - 34GHz)
- Less maintenance and handler downtime (longer cycle life 500K+)
- Reliable yield data due to stable contact resistance throughout life cycle
- High compliancy for large package warpage
- Stocked inventory due to high volume automated assembly

SBT Value Proposition

- SBT contact replaces spring pin in all lab and evaluation applications due to low cost and better electrical/mechanical performance than conventional pogo pin.
- Custom burn-in socket can be produced using SBT contact in 3 weeks when standard socket is not available.
- SBT sockets with wide temperature range are available in same footprint as elastomer GHz sockets.
- SBT sockets are robust and can be used in demonstration products for multiple handling process without contact degradation.

Thanks for your time and attention !!



B.C.E. s.r.l.
Via Regina Pacis, 54/c - 41049 SASSUOLO (MO) Italy
Tel. +39 0536 811.616 r.a. - Fax +39 0536 811.500
www.bce.it - E-mail: bce@bce.it

