

LTW[®]

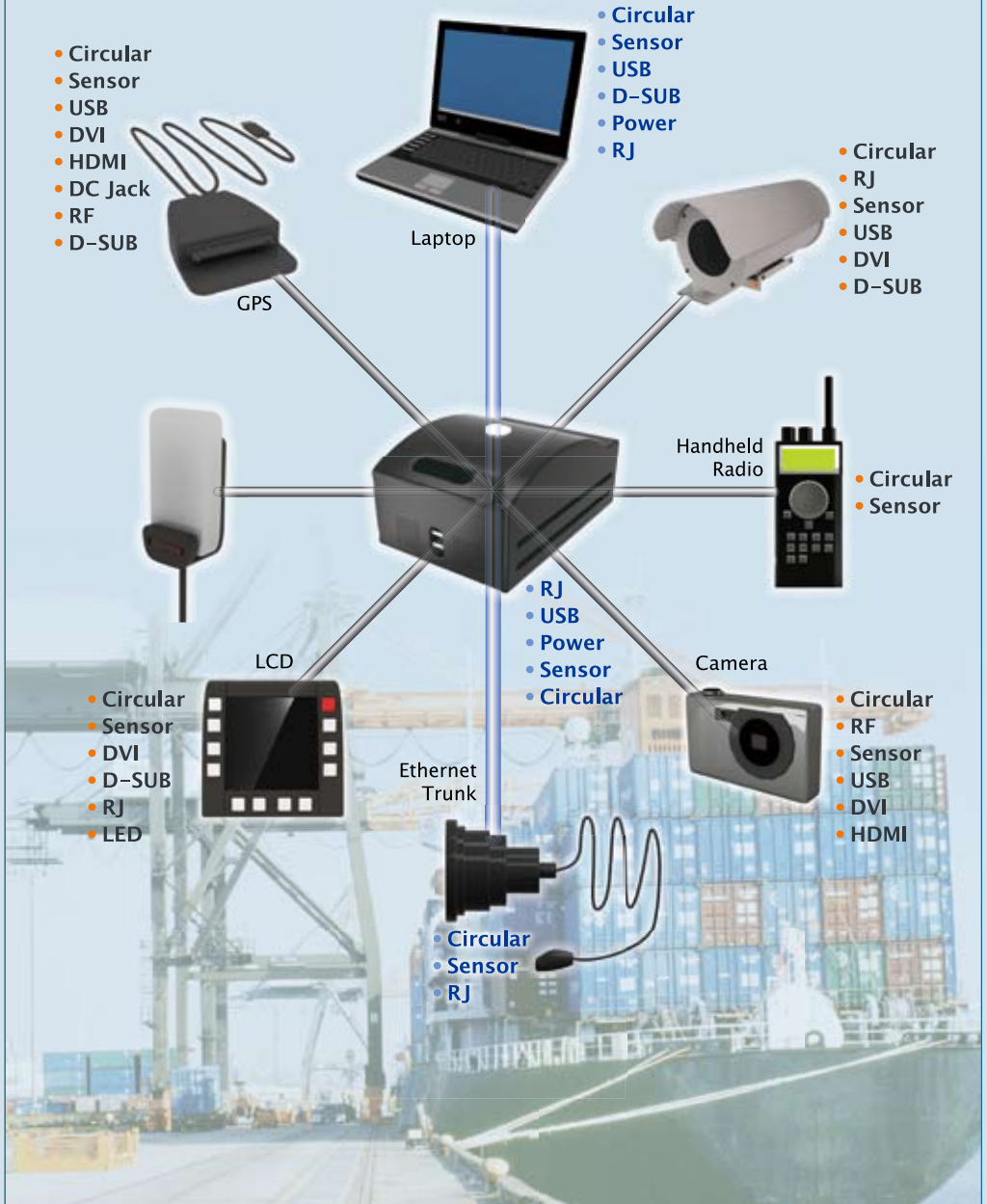
Innovation in Waterproof Solution



Industrial Automation Solutions

URL: www.ltw-tech.com

Tracking System for Industry



XXX - XX X X X X - X X XXX

Number of Contacts

- 02, 03,08 Pin

Style

- A – For Cable with S/R
- B – For Cable without S/R
- P – For Panel

Connector Style

- M – Male Connector
- F – Female Connector

Contact Type

- M – Male Connector
- F – Female Connector
- I – I style

Waterproof Rating

- 5 = IP 65
- 6 = IP 66
- 7 = IP 67
- 8 = IP 68

Version

- 000 : Phantom
- Without Cable 001, 002,.....
- For Cable
 - A01 – 1M ~ A99 – 99M
 - A – PVC UL2464 Cable
 - B – PU VW-1 Cable

Back Shell

- L – Straight (180° For Cable Type)
- R – Right Angle (90° For Cable Type)
- C – Circular (For Panel Type)
- F – Front Hexagonal (For Panel Type)
- H – Rear Hexagonal (For Panel Type)

Specification

M8 Size:

- 8 – M8 Sensor Connector
- 8P – M8 Plastic Sensor Connector

M10.5 Size:

- 105 – M10.5 Sensor Connector

M12 Size:

- 12 – M12, M12 I-Style Sensor Connector
- 12L – M12 LED Sensor Connector
- 12P – M12 M12 I-Style Plastic Sensor Connector
- 12S – M12 Shield Sensor Connector
- 12B – M12 B-Coded Sensor Connector
- SBL – M12 B-Coded LED Sensor Connector
- SBP – M12 B-Coded Plastic Sensor Connector
- SBS – M12 B-Coded Shield Sensor Connector
- 12D – M12 D-Coded Sensor Connector
- SDL – M12 D-Coded LED Sensor Connector
- SDP – M12 D-Coded Plastic Sensor Connector
- SDS – M12 D-Coded Shield Sensor Connector

Mating Style

- L – Lock
- S – Screw
- Q – Quick

Assemble Style

- M – Molding Type
- A – Assembly Type (Solder)
- B – Assembly Type (Screw)
- C – Assembly Type (IDC)
- S – Solder Type
- P – PCB Type (180°)
- R – PCB Type (90°)

2 How to Order: Adaptor

LTW®

XX - XX XX XX - XXX - X X XXX

Specification

- AA – Mini Size Adaptor
- BA – Standard Size Adaptor
- RJ – RJ Unshield Connector Adaptor
- RS – RJ Shielded Connector Adaptor
- UB – USB Connector Adaptor
- 13 – 1394 Connector Adaptor
- TN – TNC Connector Adaptor
- SM – M8 Sensor Connector Adaptor
- SS – M12 Sensor Connector Adaptor
- PS – Plastic M12 Sensor Connector Adaptor
- SB – M12 Sensor B-Coded Connector Adaptor
- PB – Plastic M12 Sensor D-Coded Connector Adaptor
- SD – M12 Sensor B-Coded Connector Adaptor
- PD – Plastic M12 Sensor D-Coded Connector Adaptor
- SI – M12 Sensor I-Style Connector Adaptor
- PI – Plastic M12 Sensor I-Style Connector Adaptor
- MN – Mini Adaptor (NMEA Non Approval)
- MC – Micro Adaptor (NMEA Non Approval)
- NC – Mini-Micro Adaptor (NMEA Non Approval)
- PN – Plastic Mini Adaptor (NMEA Non Approval)
- PC – Plastic Micro Adaptor (NMEA Non Approval)
- PO – Plastic Mini - Micro Adaptor (NMEA Non Approval)
- SL – Solar Adaptor
- GA – I Adaptor
- UMN – Mini Adaptor (NMEA 30u"Approval Product)
- UMC – Micro Adaptor (NMEA 30u"Approval Product)
- UNC – Mini - Micro Adaptor (NMEA 30u"Approval Product)
- UPC – Plastic Micro Adaptor (NMEA 30u"Approval Product)

Mating Style

- L – Lock
- S – Screw
- C – Combo
- Q – Quick

Style

- I – I adaptor
- T – T adaptor
- Y – Y adaptor
- C – Double-Connector with Cable
- B – BulkHead
- E – Elbow

Version

- Without Cable
001, 002,
- For Cable
A01 – 1M ~ A99 – 99M
• A – Cable 22 + 24 + B PVC For NMEA Micro
• B – Cable 18 + 22 + B PVC For NMEA Micro
• C – Cable 16 + 18 + B PVC For NMEA Mini

No. of Contacts for End 1, 2, 3

- 00, 00, 00 – RJ, USB, TNC, 1394, Solar
- 00, XX, XX – I Adaptor
(Circular and Sensor Connector Only)
- XX, XX, XX – T, Y Adaptor
(Circular and Sensor Connector Only)
- XX=
 - 02 ~ 03 – for Mini Size (5A)
 - 04 ~ 06 – for Mini Size (2A)
 - 02 ~ 08 – for Standard Size (5A)
 - 10 ~ 12 – for Standard Size (2A)
 - 02 ~ 04 – for Standard Size (10A)
 - 03 ~ 05 – for Sensor Connector A, B, D-Coded (5A)
 - 06 ~ 08 – for Sensor Connector A, B, D-Coded (2A)
 - 04 ~ 05 – for Sensor Connector I-Style
 - 05 – for NMEA Connector

Connector + Pin Gender for End 1,2,3

- 0, X, X – I Adaptor
- X, X, X – T, Y Adaptor
- X=
 - M – Male + Male
 - F – Female + Female
 - H – Male + Female
 - B – Female + Male
 - RJ=
 - MM – Plug
 - FF – Jack

LTW[®]

XX - XX XX XX - XXX - X X XXX

Specification

- AA – Mini Size
- BA – Standard Size
- RJ – RJ Unshield Connector
- RS – RJ Shielded Connector
- UB – USB Connector
- 13 – 1394 Connector
- TN – TNC Connector
- SM – M8 Sensor Connector
- SS – M12 Sensor Connector
- PS – Plastic M12 Sensor Connector
- SB – M12 Sensor B-Coded Connector
- PB – Plastic M12 Sensor D-Coded Connector
- SD – M12 Sensor B-Coded Connector
- PD – Plastic M12 Sensor D-Coded Connector
- SI – M12 Sensor I-Style Connector
- PI – Plastic M12 Sensor I-Style Connector
- MN – NMEA MINI Size Connector
- GA – 3 Point Lock Connector Size

Mating Style

- L – Lock
- S – Screw
- C – Combo

Style

- T – T Cable

Version

- 000 : Phantom without Cable
- For Cable
 - A01 – 1M ~ A99 – 99M
 - A – PVC UL2464 Cable
 - B – Cable 18 + 22 + B PVC
For NMEA Micro
 - C – Cable 16 + 18 + B PVC
For NMEA Mini

No. of Contacts for End 1, 2, 3

- 00, 00, 00 – RJ, USB, TNC, 1394
- XX, XX, 00 – T Cable
- XX, XX, XX – T Cable + Connector
- XX = pin

Connector + Pin Gender for End 1,2,3

- X, X,0 – T Cable
- X, X, X – T Cable + Conn.
- X=
 - M – Male + Male
 - F – Female + Female
 - H – Male + Female
 - B – Female + Male
 - K – Male + I-Style
 - Z – Female + I-Style
- RJ=
 - MM – Plug
 - FF – Jack

INDEX

● M8 Sensor Connector: Female Panel Connector	5
● M8 Sensor Connector: Male Panel Connector	6
● M8 Sensor Connector: Male Plastic Connector	7
● M10.5 Sensor Connector: Male Panel Connector	9
● M12 Sensor Connector: Female Panel Connector	10
● M12 Sensor Connector: Male Panel Connector	11
● M12 Sensor Connector: Male Plastic Connector	13
● M12 B-Coded Sensor Connector: Female Panel Connector ..	15
● M12 B-Coded Sensor Connector: Male Panel Connector	16
● M12 B-Coded Sensor Connector: Male Plastic Connector ..	17
● M12 D-Coded Sensor Connector: Female Panel Connector ..	19
● M12 D-Coded Sensor Connector: Male Panel Connector ...	20
● M12 D-Coded Sensor Connector: Male Plastic Connector ..	21
● M12 I Style Sensor Connector: Female Panel Connector	22
● M12 I Style Sensor Connector: Male Panel Connector	23
● M12 I Style Sensor Connector: Male Plastic Connector	24

Panel (Chassis) Mount		Mating Parts		Accessories	
CONNECTOR	P/N	CONNECTOR	P/N		
 <p>LTW8-△PFFS-SH7△</p> <p>FEATURES:</p> <ul style="list-style-type: none"> • Screw Type • Rear Mounting • Solder Contacts • IP 67 • △ Available in 3 and 4 Pins • △ Means Different Versions 			<p>LTW8-△AMMM-SL7△XX</p> <p>FEATURES:</p> <ul style="list-style-type: none"> • Screw Type with SR • 180° Molded with Cable • △ Available in 3 and 4 Pins • △ Available in PVC or PU Cable 		
			<p>LTW8-△AMMM-SR7△XX</p> <p>FEATURES:</p> <ul style="list-style-type: none"> • Screw Type with SR • 90° Molded with Cable • △ Available in 3 and 4 Pins • △ Available in PVC or PU Cable 		
			<p>LTW8-△BMMM-SL7△XX</p> <p>FEATURES:</p> <ul style="list-style-type: none"> • Screw Type without SR • 180° Molded with Cable • △ Available in 3 and 4 Pins • △ Available in PVC or PU Cable 		
			<p>LTW8-△BMMM-SR7△XX</p> <p>FEATURES:</p> <ul style="list-style-type: none"> • Screw Type without SR • 90° Molded with Cable • △ Available in 3 and 4 Pins • △ Available in PVC or PU Cable 		

6 M8 Sensor Connector: Male Panel Connector

Male Connector		Mating Parts of 1 & 2		Accessories
CONNECTOR	P/N	CONNECTOR	P/N	
<p>1</p> 	<p>LTW8-△PMMS-SH7△</p> <p>FEATURES:</p> <ul style="list-style-type: none"> • Screw Type • Rear mounting • Solder Contacts • IP 67 • △ Available in 3 and 4 Pins • △ Means Different Versions 		<p>LTW8-△AFFM-SL7△XX</p> <p>FEATURES:</p> <ul style="list-style-type: none"> • Screw Type with SR • 180° Molded with Cable • △ Available in 3 and 4 Pins • △ Available in PVC or PU Cable 	
			<p>LTW8-△AFFM-SR7△XX</p> <p>FEATURES:</p> <ul style="list-style-type: none"> • Screw Type with SR • 90° Molded with Cable • △ Available in 3 and 4 Pins • △ Available in PVC or PU Cable 	
<p>2</p> 	<p>LTW8-△PMMS-SF7△</p> <p>FEATURES:</p> <ul style="list-style-type: none"> • Screw Type • Hexagonal Backshell • Solder Contacts • IP 67 • △ Available in 3 and 4 Pins • △ Means Different Versions 		<p>LTW8-△BFFM-SL7△XX</p> <p>FEATURES:</p> <ul style="list-style-type: none"> • Screw Type without SR • 180° Molded with Cable • △ Available in 3 and 4 Pins • △ Available in PVC or PU Cable 	
			<p>LTW8-△BFFM-SR7△XX</p> <p>FEATURES:</p> <ul style="list-style-type: none"> • Screw Type without SR • 90° Molded with Cable • △ Available in 3 and 4 Pins • △ Available in PVC or PU Cable 	







Please Refer to Page 1 : How to Order

Male Connector		Mating Parts		Accessories
CONNECTOR	P/N	CONNECTOR	P/N	
<p>1</p> 	<p>LTW8P-△PMMS-SF7△</p> <p>FEATURES:</p> <ul style="list-style-type: none"> • Quick Type • Screw Type • Hexagonal Backshell • Solder Contacts • IP 67 • △ Available in 3 and 4 Pins • △ Means Different Versions 		<p>LTW8P-△AFFM-QL5△XX</p> <p>FEATURES:</p> <ul style="list-style-type: none"> • Quick Type with Strain Relief • 180° Molded with Cable • △ Available in 3 and 4 Pins • △ Available in PVC or PU Cable 	
	<p>LTW8P-△PMMP-SF7△</p> <p>FEATURES:</p> <ul style="list-style-type: none"> • Quick Type • Screw Type • Hexagonal Backshell • PCB Contacts • IP 67 • △ Available in 3 and 4 Pins • △ Means Different Versions 		<p>LTW8P-△AFFM-QL5△XX</p> <p>FEATURES:</p> <ul style="list-style-type: none"> • Quick Type with Strain Relief • 180° Molded with Cable • △ Available in 3 and 4 Pins • △ Available in PVC or PU Cable 	
<p>2</p> 	<p>LTW8P-04BMMB-SL7001</p> <p>FEATURES:</p> <ul style="list-style-type: none"> • Screw Type • Screw in Termination • 180° or 90° Field Installable • IP 67 		<p>LTW8P-04BFFB-SL7001</p> <p>FEATURES:</p> <ul style="list-style-type: none"> • Screw Type • Screw in Termination • 180° or 90° Field Installable • IP 67 	

8 M8 Sensor Connector: Male Plastic Connector

Male Connector		Mating Parts of 3 & 4		Accessories
CONNECTOR	P/N	CONNECTOR	P/N	
<p>3</p> 	<p>LTW8P-△AMMM-SL7△XX</p> <p>FEATURES:</p> <ul style="list-style-type: none"> • Screw Type with SR • 180° Molded with Cable • △ Available in 3 and 4 Pins • △ Available in PVC or PU Cable 		<p>LTW8P-△AFFM-SL7△XX</p> <p>FEATURES:</p> <ul style="list-style-type: none"> • Screw Type with SR • 180° Molded with Cable • △ Available in 3 and 4 Pins • △ Available in PVC or PU Cable 	
	 <p>LTW8P-△AMMM-SR7△XX</p> <p>FEATURES:</p> <ul style="list-style-type: none"> • Screw Type with SR • 90° Molded with Cable • △ Available in 3 and 4 Pins • △ Available in PVC or PU Cable 			
<p>4</p> 	<p>LTW8P-△BMMM-SL7△XX</p> <p>FEATURES:</p> <ul style="list-style-type: none"> • Screw Type without SR • 180° Molded with Cable • △ Available in 3 and 4 Pins • △ Available in PVC or PU Cable 		<p>LTW8P-△BFFM-SL7△XX</p> <p>FEATURES:</p> <ul style="list-style-type: none"> • Screw Type without SR • 180° Molded with Cable • △ Available in 3 and 4 Pins • △ Available in PVC or PU Cable 	
	 <p>LTW8P-△BMMM-SR7△XX</p> <p>FEATURES:</p> <ul style="list-style-type: none"> • Screw Type without SR • 90° Molded with Cable • △ Available in 3 and 4 Pins • △ Available in PVC or PU Cable 			

Please Refer to Page 1 : How to Order

Panel (Chassis) Mount		Mating Parts of 1 & 2		Accessories
CONNECTOR	P/N	CONNECTOR	P/N	
<p style="font-size: 2em; color: #4F81BD; text-align: center;">1</p>  <p>LTW105-△PMFS-SC7001</p> <p>FEATURES:</p> <ul style="list-style-type: none"> • Screw Type • Solder Contacts • Circular Rear Mounting • IP 67 • △ Available in 2 to 5 Pins 		 <p>LTW105-△AFMM-SL7AXX</p> <p>FEATURES:</p> <ul style="list-style-type: none"> • Screw Type with SR • 180° Molded with Cable • PVC Cable • △ Available in 2 to 5 Pins 		
		 <p>LTW105-△AFMM-SR7AXX</p> <p>FEATURES:</p> <ul style="list-style-type: none"> • Screw Type with SR • 90° Molded with Cable • PVC Cable • △ Available in 2 to 5 Pins 		
<p style="font-size: 2em; color: #4F81BD; text-align: center;">2</p>  <p>LTW105-△PMFS-SH7001</p> <p>FEATURES:</p> <ul style="list-style-type: none"> • Screw Type • Solder Contacts • Hexagonal Rear Mounting • IP 67 • △ Available in 2 to 5 Pins 		 <p>LTW105-△BFMM-SL7AXX</p> <p>FEATURES:</p> <ul style="list-style-type: none"> • Screw Type without SR • 180° Molded with Cable • PVC Cable • △ Available in 2 to 5 Pins 		
		 <p>LTW105-△BFMM-SR7AXX</p> <p>FEATURES:</p> <ul style="list-style-type: none"> • Screw Type without SR • 90° Molded with Cable • PVC Cable • △ Available in 2 to 5 Pins 		

10 M12 Sensor Connector: Female Panel Connector

Panel (Chassis) Mount		Mating Parts of 1 & 2		Accessories
CONNECTOR	P/N	CONNECTOR	P/N	
<p>1</p> 	<p>LTW12-△PFFS-SF8△</p> <p>FEATURES:</p> <ul style="list-style-type: none"> • Screw Type • Hexagonal Backshell • Solder Contacts • IP 68 • △ Available in 3, 4, 5 and 8 Pins • △ Means Different Versions 	 	<p>LTW12-△AMMM-SL7△XX LTW12-△AMMM-SR7△XX</p> <p>FEATURES:</p> <ul style="list-style-type: none"> • Screw Type with SR • 180° or 90° Molded with Cable • △ Available in 3, 4, 5 and 8 Pins • △ Available in PVC or PU Cable 	  
	<p>LTW12-△PFFP-SF8△</p> <p>FEATURES:</p> <ul style="list-style-type: none"> • Screw Type • Hexagonal Backshell • PCB Contacts • IP 68 • △ Available in 3, 4, 5 and 8 Pins • △ Means Different Versions 	 	<p>LTW12-△BMMM-SL8△XX LTW12-△BMMM-SR8△XX</p> <p>FEATURES:</p> <ul style="list-style-type: none"> • Screw Type without SR • 180° or 90° Molded with Cable • △ Available in 3, 4, 5 and 8 Pins • △ Available in PVC or PU Cable 	
			<p>LTW12S-△BMMM-SL7△XX</p> <p>FEATURES:</p> <ul style="list-style-type: none"> • Screw Type Shielded without SR • 180° Molded with Cable • △ Available in 3, 4, 5 and 8 Pins • △ Available in PVC or PU Cable 	
	<p>2</p> 	<p>LTW12-△PFFS-SH8△</p> <p>FEATURES:</p> <ul style="list-style-type: none"> • Screw Type • Rear Mounting • Solder Contacts • IP 68 • △ Available in 3, 4, 5 and 8 Pins • △ Means Different Versions 	 	
			<p>LTWSS-△0000-M00-YSBXX</p> <p>FEATURES:</p> <ul style="list-style-type: none"> • Screw Type • Y Cable Adaptor • PU Cable • △ Available in 3, 4, 5 and 8 Pins 	

Please Refer to "How to Order"

Panel (Chassis) Mount		Mating Parts of 1 & 2		Accessories
CONNECTOR	P/N	CONNECTOR	P/N	
<p>1</p> 	<p>LTW12-△PMMS-SF8△</p> <p>FEATURES:</p> <ul style="list-style-type: none"> • Screw Type • Hexagonal Backshell • Solder Contacts • IP 68 • △ Available in 3, 4, 5 and 8 Pins • △ Means Different Versions 		<p>LTW12-△AFFM-SL7△XX LTW12-△AFFM-SR7△XX</p> <p>FEATURES:</p> <ul style="list-style-type: none"> • Screw Type with SR • 180° or 90° Molded with Cable • △ Available in 3, 4, 5 and 8 Pins • △ Available in PVC or PU Cable 	
	<p>LTW12-△PMMP-SF8△</p> <p>FEATURES:</p> <ul style="list-style-type: none"> • Screw Type • Hexagonal Backshell • PCB Contacts • IP 68 • △ Available in 3, 4, 5 and 8 Pins • △ Means Different Versions 		<p>LTW12-△BFFM-SL8△XX LTW12-△BFFM-SR8△XX</p> <p>FEATURES:</p> <ul style="list-style-type: none"> • Screw Type Shielded without SR • 180° or 90° Molded with Cable • △ Available in 3, 4, 5 and 8 Pins • △ Available in PVC or PU Cable 	
			<p>LTW12S-△BFFM-SL7△XX</p> <p>FEATURES:</p> <ul style="list-style-type: none"> • Screw Type Shielded without SR • 180° Molded with Cable • △ Available in 3, 4, 5 and 8 Pins • △ Available in PVC or PU Cable 	
		<p><i>SOME SPEC. UPON REQUEST</i></p> 	<p>LTW12L-03BFFM-SR7△XX</p> <p>FEATURES:</p> <ul style="list-style-type: none"> • Screw Type w/LED without SR • 90° Molded with Cable • △ Available in 3, 4, 5 and 8 Pins • △ Available in PVC or PU Cable 	<p><i>SOME SPEC. UPON REQUEST</i></p> 
			<p>LTW12-△BFFA-SL8001</p> <p>FEATURES:</p> <ul style="list-style-type: none"> • Screw Type • Solder Contacts • Field Installable • △ Available in 3, 4, 5 and 8 Pins 	
<p>2</p> 	<p>LTW12-PMMS-SH8△</p> <p>FEATURES:</p> <ul style="list-style-type: none"> • Screw Type • Rear Mounting • Solder Contacts • IP 68 • △ Means Different Versions 		<p>LTW12-△BFFB-SL7001 LTW12-△BFFB-SR7001</p> <p>FEATURES:</p> <ul style="list-style-type: none"> • Screw Type • Screw in Termination • 180° or 90° Field installable • △ Available in 3, 4, 5 and 8 Pins 	<p><i>UPON REQUEST</i></p> 
		<p>LTWSS-△0000-F00-YSBXX</p> <p>FEATURES:</p> <ul style="list-style-type: none"> • Screw Type • Y Cable Adaptor • PU Cable • △ Available in 3, 4 and 5 Pins 		

Please Refer to "How to Order"

12 M12 Sensor Connector: Male Panel Connector

Panel (Chassis) Mount		Mating Parts of 3		Accessories
CONNECTOR	P/N	CONNECTOR	P/N	
<div style="text-align: center; font-size: 2em; font-weight: bold;">3</div>  <p>UPON REQUEST</p>	<p>LTW12-△PMMR-SF8001</p> <p>FEATURES:</p> <ul style="list-style-type: none"> • Screw Type • Right Angle with Board Lock • IP 68 • △ Available in 5 Pins 		<p>LTW12-△AFFM-SL7△XX LTW12-△AFFM-SR7△XX</p> <p>FEATURES:</p> <ul style="list-style-type: none"> • Screw Type with SR • 180° or 90° Molded with Cable • △ Available in 3, 4, 5 and 8 Pins • △ Available in PVC or PU Cable 	
			<p>LTW12-△BFFM-SL8△XX LTW12-△BFFM-SR8△XX</p> <p>FEATURES:</p> <ul style="list-style-type: none"> • Screw Type Shielded without SR • 180° Molded with Cable • △ Available in 3, 4, 5 and 8 Pins • △ Available in PVC or PU Cable 	
			<p>LTW12S-△BFFM-SL7△XXX</p> <p>FEATURES:</p> <ul style="list-style-type: none"> • Screw Type Shielded without SR • 180° Molded with Cable • △ Available in 3, 4, 5 and 8 Pins • △ Available in PVC or PU Cable 	
		<p>SOME SPEC. UPON REQUEST</p> 	<p>LTW12L-03BFFM-SR7△XX</p> <p>FEATURES:</p> <ul style="list-style-type: none"> • Screw Type w/LED without SR • 90° Molded with Cable • △ Available in 4 or 5 Pins • △ Available in PVC or PU Cable 	<p>UPON REQUEST</p> 
			<p>LTW12-△BFFA-SL8001</p> <p>FEATURES:</p> <ul style="list-style-type: none"> • Screw Type • Solder Contacts • Field Installable • △ Available in 3, 4, 5 and 8 Pins 	<p>UPON REQUEST</p> 
			<p>LTW12-△BFFB-SL7001 LTW12-△BFFB-SR7001</p> <p>FEATURES:</p> <ul style="list-style-type: none"> • Screw Type • Screw in Termination • 180° or 90° Field installable • △ Available in 3, 4 and 5 Pins 	<p>UPON REQUEST</p> 
			<p>LTWSS-△0000-F00-YSBX</p> <p>FEATURES:</p> <ul style="list-style-type: none"> • Screw Type • Y Cable Adaptor • PU Cable • △ Available in 3, 4, 5 and 8 Pins 	

Male Connector		Mating Parts of 1 & 2		Accessories
CONNECTOR	P/N	CONNECTOR	P/N	
<p>1</p> <p>SOME SPEC. UPON REQUEST</p> 	<p>LTWM12P-△PMMS-SC8001</p> <p>FEATURES:</p> <ul style="list-style-type: none"> • Screw Type • Solder Contacts • Rear Mounting • IP 68 • △ Available in 3, 4, 5 and 8 Pins 		<p>LTW12P-△BFFM-SL8△XX</p> <p>FEATURES:</p> <ul style="list-style-type: none"> • Screw Type without SR • 180° Molded with Cable • △ Available in 3, 4 and 5 Pins • △ Available in PVC or PU Cable 	
	<p>2</p> 	<p>LTW12P-△BMMM-SL8△XX</p> <p>FEATURES:</p> <ul style="list-style-type: none"> • Screw Type without SR • 180° Molded with Cable • IP 68 • △ Available in 3, 4, 5 and 8 Pins • △ Available in PVC or PU Cable 		
	<p>LTW12P-△BMMM-SR8△XX</p> <p>FEATURES:</p> <ul style="list-style-type: none"> • Screw Type without SR • 90° Molded with Cable • IP 68 • △ Available in 3, 4, 5 and 8 Pins • △ Available in PVC or PU Cable 		<p>LTW12P-△BFFA-SL8001</p> <p>FEATURES:</p> <ul style="list-style-type: none"> • Screw Type • Solder Contacts • Field Installable • △ Available in 3, 4, 5 and 8 Pins 	
			<p>LTW12P-△BFFB-SL7001</p> <p>FEATURES:</p> <ul style="list-style-type: none"> • Screw Type • Screw in Termination • 180° Field installable • △ Available in 3, 4 and 5 Pins 	
			<p>LTW12P-△BFFB-SR7001</p> <p>FEATURES:</p> <ul style="list-style-type: none"> • Screw Type • Screw in Termination • 90° Field Installable • △ Available in 3, 4 and 5 Pins 	

14 M12 Sensor Connector: Male Plastic Connector

Male Connector		Mating Parts of 3 & 4		Accessories
CONNECTOR	P/N	CONNECTOR	P/N	
 <p>3</p>	<p>LTW12P-△BMMA-SL8001</p> <p>FEATURES:</p> <ul style="list-style-type: none"> • Screw Type • Solder Contacts • Field Installable • IP 68 • △ Available in 3, 4, 5 and 8 Pins 		<p>LTW12P-△BFFM-SL8△XX</p> <p>FEATURES:</p> <ul style="list-style-type: none"> • Screw Type without SR • 180° Molded with Cable • △ Available in 3, 4, 5 and 8 Pins • △ Available in PVC or PU Cable 	
			<p>LTW12P-△BFFM-SR8△XX</p> <p>FEATURES:</p> <ul style="list-style-type: none"> • Screw Type without SR • 90° Molded with Cable • △ Available in 3, 4, 5 and 8 Pins • △ Available in PVC or PU Cable 	
			<p>LTW12P-△BFFA-SL8001</p> <p>FEATURES:</p> <ul style="list-style-type: none"> • Screw Type • Solder Contacts • Field Installable • △ Available in 3, 4, 5 and 8 Pins 	
 <p>4</p>	<p>LTW12P-△BMMB-SL7001</p> <p>FEATURES:</p> <ul style="list-style-type: none"> • Screw Type • Screw in Termination • 180° Field Installable • IP 67 • △ Available in 3, 4 and 5 Pins 		<p>LTW12P-△BFFB-SL7001</p> <p>FEATURES:</p> <ul style="list-style-type: none"> • Screw Type • Screw in Termination • 180° Field Installable • △ Available in 3, 4 and 5 Pins 	
			<p>LTW12P-△BFFB-SR7001</p> <p>FEATURES:</p> <ul style="list-style-type: none"> • Screw Type • Screw in Termination • 90° Field Installable • △ Available in 3, 4 and 5 Pins 	
			<p>LTW12P-△PFFP-SF8001</p> <p>FEATURES:</p> <ul style="list-style-type: none"> • Screw Type • PCB Contacts • Hexagonal Backshell • IP 68 • △ Available in 3, 4, 5 and 8 Pins 	
			<p>LTW12P-△PFFS-SF8001</p> <p>FEATURES:</p> <ul style="list-style-type: none"> • Screw Type • Solder Contacts • Hexagonal Backshell • IP 68 • △ Available in 3, 4, 5 and 8 Pins 	
	<p>LTW12P-△BMMB-SR7001</p> <p>FEATURES:</p> <ul style="list-style-type: none"> • Screw Type • Screw in Termination • 90° Field Installable • IP 67 • △ Available in 3, 4 and 5 Pins 			

Panel (Chassis) Mount		Mating Parts of 1 & 2		Accessories
CONNECTOR	P/N	CONNECTOR	P/N	
<p>1</p> 	<p>LTW12B-△PFFS-SF8△</p> <p>FEATURES:</p> <ul style="list-style-type: none"> • Screw Type • Hexagonal Backshell • Solder Contacts • IP 68 • △ Available in 3, 4 and 5 Pins • △ Means Different Versions 		<p>LTW12B-△BMMM-SL8△XX</p> <p>FEATURES:</p> <ul style="list-style-type: none"> • Screw Type without SR • 180° Molded with Cable • △ Available in 4 and 5 Pins • △ Available in PVC or PU Cable 	
	<p>LTW12B-△PFFP-SF8△</p> <p>FEATURES:</p> <ul style="list-style-type: none"> • Screw Type • Hexagonal Backshell • PCB Contacts • IP 68 • △ Available in 4 and 5 Pins • △ Means Different Versions 		<p>LTW12B-△BMMM-SR8△XX</p> <p>FEATURES:</p> <ul style="list-style-type: none"> • Screw Type without SR • 90° Molded with Cable • △ Available in 4 and 5 Pins • △ Available in PVC or PU Cable 	
			<p>LTW12B-△BMMA-SL8001</p> <p>FEATURES:</p> <ul style="list-style-type: none"> • Screw Type • Solder Contacts • Field Installable • △ Available in 3, 4 and 5 Pins 	 <p>UPON REQUEST</p>
			<p>LTW12B-△BMMB-SL7001</p> <p>FEATURES:</p> <ul style="list-style-type: none"> • Screw Type • Screw in Termination • Field Installable • 180° Field Installable • △ Available in 4 and 5 Pins 	
<p>2</p> 	<p>LTW12B-△PFFS-SH8△</p> <p>FEATURES:</p> <ul style="list-style-type: none"> • Screw Type • Rear Mounting • Solder Contacts • IP 68 • △ Available in 3, 4 and 5 Pins • △ Means Different Versions 		<p>LTW12B-△BMMB-SR7001</p> <p>FEATURES:</p> <ul style="list-style-type: none"> • Screw Type • Screw in Termination • Field Installable • 90° Field Installable • △ Available in 4 and 5 Pins 	 <p>UPON REQUEST</p>
			<p>LTWSB-△0000-M00-YSBXX</p> <p>FEATURES:</p> <ul style="list-style-type: none"> • Screw Type • Y Cable Adaptor • PU Cable • △ Available in 4 and 5 Pins 	

Please Refer to "How to Order"

16 M12 B-Coded Sensor Connector: Male Panel Connector

Panel (Chassis) Mount		Mating Parts of 1 & 2		Accessories
CONNECTOR	P/N	CONNECTOR	P/N	
<p>1</p> 	<p>LTW12B-△PMMS-SF8△</p> <p>FEATURES:</p> <ul style="list-style-type: none"> • Screw Type • Hexagonal Backshell • Solder Contacts • IP 68 • △ Available in 3, 4 and 5 Pins • △ Means Different Versions 		<p>LTW12B-△BFFM-SL8△XX</p> <p>FEATURES:</p> <ul style="list-style-type: none"> • Screw Type without SR • 180° Molded with Cable • △ Available in 4 and 5 Pins • △ Available in PVC or PU Cable 	
			<p>LTW12B-△BFFM-SR8△XX</p> <p>FEATURES:</p> <ul style="list-style-type: none"> • Screw Type without SR • 90° Molded with Cable • △ Available in 4 and 5 Pins • △ Available in PVC or PU Cable 	
	<p>LTW12B-△PMMP-SF8△</p> <p>FEATURES:</p> <ul style="list-style-type: none"> • Screw Type • Hexagonal Backshell • PCB Contacts • IP 68 • △ Available in 4 and 5 Pins • △ Means Different Versions 		<p>LTW12B-△BFFA-SL8001</p> <p>FEATURES:</p> <ul style="list-style-type: none"> • Screw Type • Solder Contacts • Field Installable • △ Available in 3, 4 and 5 Pins 	 <p>UPON REQUEST</p>
			<p>LTW12B-△BFFB-SL7001</p> <p>FEATURES:</p> <ul style="list-style-type: none"> • Screw Type • Screw in Termination • Field Installable • 180° Field Installable • △ Available in 4 and 5 Pins 	
				<p>LTW12B-△BFFB-SR7001</p> <p>FEATURES:</p> <ul style="list-style-type: none"> • Screw Type • Screw in Termination • Field Installable • 90° Field Installable • △ Available in 4 and 5 Pins
<p>2</p> 	<p>LTW12B-△PMMS-SH8△</p> <p>FEATURES:</p> <ul style="list-style-type: none"> • Screw Type • Rear Mounting • Solder Contacts • IP 68 • △ Available in 3, 4 and 5 Pins • △ Means Different Versions 		<p>LTWSB-△0000-F00-YSBXX</p> <p>FEATURES:</p> <ul style="list-style-type: none"> • Screw Type • Y Cable Adaptor • PU Cable • △ Available in 4 and 5 Pins 	

Male Connector		Mating Parts of 1 & 2		Accessories
CONNECTOR	P/N	CONNECTOR	P/N	
<p>1</p> 	<p>LTWSBP-△BMMM-SL△XX</p> <p>FEATURES:</p> <ul style="list-style-type: none"> • Screw Type without SR • 180° Molded with Cable • PVC or PU Cable • IP 68 • △ Available in 4 and 5 Pins • △ Available in PVC or PU Cable 		<p>LTWSBP-△BFFM-SL△XX</p> <p>FEATURES:</p> <ul style="list-style-type: none"> • Screw Type without SR • 180° Molded with Cable • △ Available in 4 and 5 Pins • △ Available in PVC or PU Cable 	
<p>2</p> 	<p>LTWSBP-△BMMM-SR△XX</p> <p>FEATURES:</p> <ul style="list-style-type: none"> • Screw Type without SR • 90° Molded with Cable • PVC or PU Cable • IP 68 • △ Available in 4 and 5 Pins • △ Available in PVC or PU Cable 		<p>LTWSBP-△BFFM-SR△XX</p> <p>FEATURES:</p> <ul style="list-style-type: none"> • Screw Type without SR • 90° Molded with Cable • △ Available in 4 and 5 Pins • △ Available in PVC or PU Cable 	
	<p>LTWSBP-△BMMA-SL8001</p> <p>FEATURES:</p> <ul style="list-style-type: none"> • Screw Type • Solder Contacts • Field Installable • IP 68 • △ Available in 3, 4 and 5 Pins 		<p>LTWSBP-△BFFA-SL8001</p> <p>FEATURES:</p> <ul style="list-style-type: none"> • Screw Type without SR • Solder Contacts • Field Installable • △ Available in 3, 4 and 5 Pins 	

18 M12 B-Coded Sensor Connector: Male Plastic Connector

Male Connector		Mating Parts of 3		Accessories
CONNECTOR	P/N	CONNECTOR	P/N	
	<p>3</p> <p>LTWSBP-△BMMB-SL7001</p> <p>FEATURES:</p> <ul style="list-style-type: none"> • Screw Type • Screw in Termination • 180° Field Installable • IP 67 • △ Available in 4 and 5 Pins 		<p>LTWSBP-△BFFB-SL7001</p> <p>FEATURES:</p> <ul style="list-style-type: none"> • Screw Type • Screw in Termination • 180° Field Installable • △ Available in 4 and 5 Pins 	
			<p>LTWSBP-△BMMB-SR7001</p> <p>FEATURES:</p> <ul style="list-style-type: none"> • Screw Type • Screw in Termination • 90° Field Installable • IP 67 • △ Available in 4 and 5 Pins 	

Please Refer to Page 1 : How to Order

Panel (Chassis) Mount		Mating Parts of 1 & 2		Accessories
CONNECTOR	P/N	CONNECTOR	P/N	
<p>1</p> 	<p>LTW12D-△PFFS-SF8△</p> <p>FEATURES:</p> <ul style="list-style-type: none"> • Screw Type • Hexagonal Backshell • Solder Contacts • IP 68 • △ Available in 3, 4 and 5 Pins • △ Means Different Versions 		<p>LTW12D-△BMMM-SL8△XX</p> <p>FEATURES:</p> <ul style="list-style-type: none"> • Screw Type without SR • 180° Molded with Cable • △ Available in 4 and 5 Pins • △ Available in PVC or PU Cable 	
	<p>LTW12D-△PFFP-SF8△</p> <p>FEATURES:</p> <ul style="list-style-type: none"> • Screw Type • Hexagonal Backshell • PCB Contacts • IP 68 • △ Available in 3, 4 and 5 Pins • △ Means Different Versions 		<p>LTW12D-△BMMM-SR8△XX</p> <p>FEATURES:</p> <ul style="list-style-type: none"> • Screw Type without SR • 90° Molded with Cable • △ Available in 4 and 5 Pins • △ Available in PVC or PU Cable 	
			<p>LTW12D-△BMMA-SL8001</p> <p>FEATURES:</p> <ul style="list-style-type: none"> • Screw Type • Solder Contacts • Field Installable • △ Available in 3, 4 and 5 Pins 	 <p>UPON REQUEST</p>
			<p>LTW12D-△BMMB-SL7001</p> <p>FEATURES:</p> <ul style="list-style-type: none"> • Screw Type • Screw in Termination • Field Installable • 180° Field Installable • △ Available in 4 and 5 Pins 	 <p>UPON REQUEST</p>
	<p>2</p> 	<p>LTW12D-△PFFS-SH8△</p> <p>FEATURES:</p> <ul style="list-style-type: none"> • Screw Type • Rear Mounting • Solder Contacts • IP 68 • △ Available in 3, 4 and 5 Pins • △ Means Different Version 		<p>LTW12B-△BMMB-SR7001</p> <p>FEATURES:</p> <ul style="list-style-type: none"> • Screw Type • Screw in Termination • Field Installable • 90° Field Installable • △ Available in 4 and 5 Pins
			<p>LTWSD-0000-M00-YSBXX</p> <p>FEATURES:</p> <ul style="list-style-type: none"> • Screw Type • Y Cable Adaptor • PU Cable 	

Please Refer to "How to Order"

20 M12 D-Coded Sensor Connector: Male Panel Connector

Panel (Chassis) Mount		Mating Parts of 1 & 2		Accessories
CONNECTOR	P/N	CONNECTOR	P/N	
	<p>1</p> <p>LTW12D-△PMMS-SF8△</p> <p>FEATURES:</p> <ul style="list-style-type: none"> • Screw Type • Hexagonal Backshell • Solder Contacts • IP 68 • △ Available in 3, 4 and 5 Pins • △ Means Different Versions 		<p>LTW12D-△BFFM-SL8△XX</p> <p>FEATURES:</p> <ul style="list-style-type: none"> • Screw Type without SR • 180° Molded with Cable • △ Available in 4 and 5 Pins • △ Available in PVC or PU Cable 	
			<p>LTW12D-△BFFM-SR8△XX</p> <p>FEATURES:</p> <ul style="list-style-type: none"> • Screw Type without SR • 90° Molded with Cable • △ Available in 4 and 5 Pins • △ Available in PVC or PU Cable 	
	<p>LTW12D-△PMMP-SF8△</p> <p>FEATURES:</p> <ul style="list-style-type: none"> • Screw Type • Hexagonal Backshell • PCB Contacts • IP 68 • △ Available in 4 and 5 Pins • △ Means Different Versions 		<p>LTW12D-△BFFA-SL8001</p> <p>FEATURES:</p> <ul style="list-style-type: none"> • Screw Type • Solder Contacts • Field Installable • △ Available in 3, 4 and 5 Pins 	 <p>SOME SPEC. UPON REQUEST</p>
			<p>LTW12D-△BFFB-SL7001</p> <p>FEATURES:</p> <ul style="list-style-type: none"> • Screw Type • Screw in Termination • 180° Field Installable • △ Available in 4 and 5 Pins 	 <p>UPON REQUEST</p>
	<p>2</p> <p>LTW12D-△PMMS-SH8△</p> <p>FEATURES:</p> <ul style="list-style-type: none"> • Screw Type • Rear Mounting • Solder Contacts • IP 68 • △ Available in 3, 4 and 5 Pins • △ Means Different Versions 		<p>LTW12D-△BFFB-SR7001</p> <p>FEATURES:</p> <ul style="list-style-type: none"> • Screw Type • Screw in Termination • 90° Field Installable • △ Available in 4 and 5 Pins 	 <p>UPON REQUEST</p>
			<p>LTWSD-0000-F00-YSBXX</p> <p>FEATURES:</p> <ul style="list-style-type: none"> • Screw Type • Y Cable Adaptor • PU Cable • △ Available in 4 and 5 Pins 	

Male Connector		Mating Parts of 1~5		Accessories
CONNECTOR	P/N	CONNECTOR	P/N	
 <p>1</p>	<p>LTWSDP-△BMMM-SL8△XX</p> <p>FEATURES:</p> <ul style="list-style-type: none"> • Screw Type without SR • 180° Molded with Cable • PVC or PU Cable • IP 68 • △ Available in 4 and 5 Pins • △ Available in PVC or PU Cble 		<p>LTWSDP-△BFFM-SL8△XX</p> <p>FEATURES:</p> <ul style="list-style-type: none"> • Screw Type without SR • 180° Molded with Cable • △ Available in 4 and 5 Pins • △ Available in PVC or PU Cable 	
 <p>2</p>	<p>LTWSDP-△BMMM-SR8△XX</p> <p>FEATURES:</p> <ul style="list-style-type: none"> • Screw Type without SR • 90° Molded with Cable • PVC or PU Cable • IP 68 • △ Available in 4 and 5 Pins • △ Available in PVC or PU Cble 		<p>LTWSDP-△BFFM-SR8△XX</p> <p>FEATURES:</p> <ul style="list-style-type: none"> • Screw Type without SR • 90° Molded with Cable • △ Available in 4 and 5 Pins • △ Available in PVC or PU Cable 	
 <p>3</p>	<p>LTWSDP-△BMMA-SL8XXX</p> <p>FEATURES:</p> <ul style="list-style-type: none"> • Screw Type • Solder Contacts • Field Installable • IP 68 • △ Available in 3, 4 and 5 Pins 		<p>LTWSDP-△BFFA-SL8XXX</p> <p>FEATURES:</p> <ul style="list-style-type: none"> • Screw Type • Solder Contacts • Field Installable • △ Available in 3, 4 and 5 Pins 	
 <p>4</p>	<p>LTWSDP-△BMMB-SL7XXX</p> <p>FEATURES:</p> <ul style="list-style-type: none"> • Screw Type • Screw in Termination • 180° Field Installable • IP 67 • △ Available in 4 and 5 Pins 		<p>LTWSDP-△BFFB-SL7XXX</p> <p>FEATURES:</p> <ul style="list-style-type: none"> • Screw Type • Screw in Termination • 180° Field Installable • △ Available in 4 and 5 Pins 	
 <p>5</p>	<p>LTWSDP-△BMMB-SR7XXX</p> <p>FEATURES:</p> <ul style="list-style-type: none"> • Screw Type • Screw in Termination • 90° Field Installable • IP 67 • △ Available in 4 and 5 Pins 		<p>LTWSDP-△BFFB-SR7XXX</p> <p>FEATURES:</p> <ul style="list-style-type: none"> • Screw Type • Screw in Termination • 90° Field Installable • △ Available in 4 and 5 Pins 	

22 M12 I Style Sensor Connector: Female Panel Connector

Panel (Chassis) Mount		Mating Parts of 1 & 2		Accessories
CONNECTOR	P/N	CONNECTOR	P/N	
	<p>1</p> <p>LTW12-05PFIS-SF8△</p> <p>FEATURES:</p> <ul style="list-style-type: none"> • Screw Type • Hexagonal Backshell • Solder Contacts • IP 68 • △ Means Different Versions 		<p>LTW12-05AMIM-SL7△XX</p> <p>FEATURES:</p> <ul style="list-style-type: none"> • Screw Type with SR • PVC or PU Cable • 180° Molded with Cable • △ Available in PVC or PU Cable 	
			<p>LTW12-05AMIM-SR7△XX</p> <p>FEATURES:</p> <ul style="list-style-type: none"> • Screw Type with SR • PVC or PU Cable • 90° Molded with Cable • △ Available in PVC or PU Cable 	
			<p>LTW12-05BMIM-SL8△XX</p> <p>FEATURES:</p> <ul style="list-style-type: none"> • Screw Type without SR • PVC or PU Cable • 180° Molded with Cable • △ Available in PVC or PU Cable 	
			<p>LTW12-05BMIM-SR8△XX</p> <p>FEATURES:</p> <ul style="list-style-type: none"> • Screw Type without SR • PVC or PU Cable • 90° Molded with Cable • △ Available in PVC or PU Cable 	
	<p>2</p> <p>LTW12-05PFIS-SH8△</p> <p>FEATURES:</p> <ul style="list-style-type: none"> • Screw Type • Rear Mounting • Solder Contacts • IP 68 • △ Means Different Versions 		<p>LTW12-05BMIA-SL8001</p> <p>FEATURES:</p> <ul style="list-style-type: none"> • Screw Type • Solder Contacts • Field Installable 	
			<p>LTWSI-050000-M00-YSBXX</p> <p>FEATURES:</p> <ul style="list-style-type: none"> • Screw Type • Y Cable Adaptor • PU Cable 	

Please Refer to "How to Order"

Panel (Chassis) Mount		Mating Parts of 1 & 2		Accessories
CONNECTOR	P/N	CONNECTOR	P/N	
<p>1</p> 	<p>LTW12-05PMIS-SF8△</p> <p>FEATURES:</p> <ul style="list-style-type: none"> • Screw Type • Hexagonal Backshell • Solder Contacts • IP 68 • △ Means Different Versions 		<p>LTW12-05AFIM-SL7△XX</p> <p>FEATURES:</p> <ul style="list-style-type: none"> • Screw Type with SR • PVC or PU Cable • 180° Molded with Cable • △ Available in PVC or PU Cable 	
			<p>LTW12-05AFIM-SR7△XX</p> <p>FEATURES:</p> <ul style="list-style-type: none"> • Screw Type with SR • PVC or PU Cable • 90° Molded with Cable • △ Available in PVC or PU Cable 	
			<p>LTW12-05BFIM-SL8△XX</p> <p>FEATURES:</p> <ul style="list-style-type: none"> • Screw Type without SR • PVC or PU Cable • 180° Molded with Cable • △ Available in PVC or PU Cable 	 <p>SOME SPEC. UPON REQUEST</p>
			<p>LTW12-05BFIM-SR8△XX</p> <p>FEATURES:</p> <ul style="list-style-type: none"> • Screw Type without SR • PVC or PU Cable • 90° Molded with Cable • △ Available in PVC or PU Cable 	 <p>SOME SPEC. UPON REQUEST</p>
<p>2</p> 	<p>LTW12-05PMIS-SH8△</p> <p>FEATURES:</p> <ul style="list-style-type: none"> • Screw Type • Rear Mounting • Solder Contacts • IP 68 • △ Means Different Versions 		<p>LTW12-05BFIA-SL8001</p> <p>FEATURES:</p> <ul style="list-style-type: none"> • Screw Type • Solder Contacts • Field Installable 	 <p>SOME SPEC. UPON REQUEST</p>
			<p>LTWSI-050000-F00-YSBXX</p> <p>FEATURES:</p> <ul style="list-style-type: none"> • Screw Type • Y Cable Adaptor • PU Cable 	

Please Refer to "How to Order"

24 M12 I Style Sensor Connector: Male Plastic Connector

Male Connector		Mating Parts of 1~3		Accessories
CONNECTOR	P/N	CONNECTOR	P/N	
<p>1</p> 	<p>LTW12P-05BMIM-SL8△XX</p> <p>FEATURES:</p> <ul style="list-style-type: none"> • Screw Type without SR • 180° Molded with Cable • △ Available PVC or PU Cable • IP 68 		<p>LTW12P-05BFIM-SL8△XX</p> <p>FEATURES:</p> <ul style="list-style-type: none"> • Screw Type without SR • 180° Molded with Cable • △ Available in PVC or PU Cable 	
<p>2</p> 	<p>LTW12P-05BMIM-SR8△XX</p> <p>FEATURES:</p> <ul style="list-style-type: none"> • Screw Type without SR • 90° Molded with Cable • △ Available PVC or PU Cable • IP 68 		<p>LTW12P-05BFIM-SR8△XX</p> <p>FEATURES:</p> <ul style="list-style-type: none"> • Screw Type without SR • 90° Molded with Cable • △ Available in PVC or PU Cable 	
<p>3</p> 	<p>LTW12P-05BMIA-SL8001</p> <p>FEATURES:</p> <ul style="list-style-type: none"> • Screw Type • Solder Contacts • Field Installable • IP 68 		<p>LTW12P-05BFIA-SL8001</p> <p>FEATURES:</p> <ul style="list-style-type: none"> • Screw Type • Solder Contacts • Field Installable 	

Please Refer to Page 1 : How to Order

About LTW

Established in 1993, LTW Technology is a professional innovator and the only manufacturer focusing on outdoor waterproof connectors in Asia.

LTW has being activity devoted itself to various outdoor applications and successfully developed high-end waterproof connectors, which are high/low temperature resistant, UV resistant, sands corrosion proof. Based on customers' request, LTW's products also pass UL and TUV verification; the stable quality system and service has won customers' long lasting trust and confidence.

LTW headquarter at Shinjuang, Taipei with a R&D center in Hualien Environmental Science Park for preliminary products development and pilot run and a CNC center and mold factory in Su-Lin; as well as a complete production line in Kunshan, China is vigorously operating.

Products

LTW designs and manufactures waterproof and watertight connectors and cable assemblies for various purposes and applications. All products either meet IP66, IP67, IP68 or IP69K. The products ranges are wide and include: RJ / Sensor / USB / Power Connector...etc.

All were designed and built to meet one or all the toughest requirements such as: Temperature resistant, Fire-proof, Dirt-proof, EMI-proof, Vibration-proof, Shock-proof, UV resistant, Oil resistant, Chemical resistant, Environmental-friendly, Durable, Long Life cycle, Easy of Use and Power & Data, Power or Data only in one connector, Cost effective and competitive pricing.

Applications


LTW is more than a supplier of connector but a solution provider to your challenges and problems.

LTW connector solutions targeting the following market applications:

- | Aerospace, Medical
- | Industrial Automation
- | GPS
- | Military, Marine
- | Outdoor Surveillance
- | LED Screen & Lighting
- | Diving Device
- | Automobile
- | Renewable Energy
- | Sonar Radar
- | Audio/Video
- | WiMax/Wireless Communication

LTW is dedicated to satisfy worldwide customers by innovative design and qualified manufacture for different market segments.

LTW[®]



LTW TECHNOLOGY CO.,LTD.

Head Office (Taiwan):

LTW TECHNOLOGY CO., LTD.

10F, No.657-12, Jungjeng Road, Shinjuang
City, Taipei County 242, Taiwan

Tel: +886-2-2908-5626

Fax: +886-2-2902-9787~88

e-mail: sales@ltw-tech.com

Branch Office (China):

KUNSHAN ZHENGRI ELECTRONIC CO., LTD.

No.2 Jian Yue Road, Peng Lang Street, Kunshan City,
Jiangsu Province, China

Tel: +86-512-5761-0501~2

Fax: +86-512-5761-0515

Sales Contact (East China): +86-512-5761-0512

(South China): +86-755-2823-2407

137-1383-4316

Distributed by :