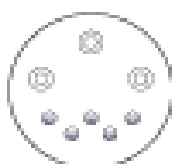


SPECIFICATIONS

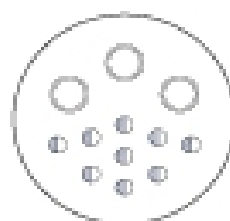
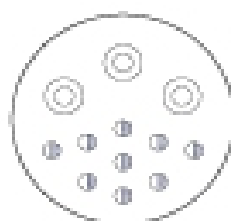
No.	Specifications	Standard Value
01. Identifications		C Size (Middle: 13/16"–28UN) D Size (Large: 1"–20UNEF)
02. Description		Panel Mount, Molded with Cable and Field Installable
03. Current Rating / Pin Arrangements		2A: 5 + 10A: 3 5A: 9 + 20A: 3
04. Material		Contacts: Copper Alloy Gold Plated Connector Body: PA
05. Temperature Range		Connector: -40°C to +105°C Cable: -20°C to +80°C
06. Waterproof Rating		IP67
07. Contact Resistance		≤10mΩ
08. Insulation Resistance		>100MΩ at DC 500V
09. Flame Test		UL94V-0
10. Breakdown Voltage		≥AC 1000V / 1 Minute
11. Corrosion		48 Hours Salt Spray Contact
12. Standard Cable Length (for Molded Cable)		1, 2, 5, 10M

CONTACT PIN ARRANGEMENT

C Size
10A+2A



D Size
20A+5A



① 2A Female Pin

② 2A Male Pin

③ 10A Female Pin

④ 10A Male Pin

⑤ 5A Female Pin

⑥ 5A Male Pin

⑦ 20A Female Pin

⑧ 20A Male Pin

27 Circular Connector: Hybrid Large Size (20A+5A)

Panel (Chassis) Mount		Mating Parts		Accessories
CONNECTOR	P/N	CONNECTOR	P/N	
	LTWDCD-12PME-[△]-LC7001 FEATURES: <ul style="list-style-type: none"> • Bayonet Lock • [△] Solder or PCB Contacts • Front Mounting • IP 67 • 20A(3)+5A(9) 		LTWDCD-12[△]-FDM-LL7AXX FEATURES: <ul style="list-style-type: none"> • Bayonet Lock • 180° In-line Mated Type • [△] With or without SR • PVC Cable • IP 67 • 20A(3)+5A(9) 	
			LTWDCD-12[△]-FDM-LR7AXX FEATURES: <ul style="list-style-type: none"> • Bayonet Lock • 90° In-line Mated Type • [△] With or without SR • PVC Cable • IP 67 • 20A(3)+5A(9) 	
	LTWDCD-12PMD-[△]-LC7001 FEATURES: <ul style="list-style-type: none"> • Bayonet Lock • [△] Solder or PCB Contacts • Front Mounting • IP 67 • 20A(3)+5A(9) 		LTWDCD-12[△]-FEM-LL7AXX FEATURES: <ul style="list-style-type: none"> • Bayonet Lock • 180° In-line Mated Type • [△] With or without SR • PVC Cable • IP 67 • 20A(3)+5A(9) 	
			LTWDCD-12AFEM-LR7AXX FEATURES: <ul style="list-style-type: none"> • Bayonet Lock • 90° In-line Mated Type • With SR • PVC Cable • IP 67 • 20A(3)+5A(9) 	

Male Connector		Mating Parts		Accessories
CONNECTOR	P/N	CONNECTOR	P/N	
	<p>LTWDCD-12AMDM-LL7AXX</p> <p>FEATURES:</p> <ul style="list-style-type: none"> • Bayonet Lock • 180° In-line Molded Type • With SR • PVC Cable • IP 67 • 20A(3)+5A(9) Contacts 		<p>LTWDCD-12AFEM-LL7AXX</p> <p>FEATURES:</p> <ul style="list-style-type: none"> • Bayonet Lock • 180° In-line Molded Type • With or without SR • PVC Cable • IP 67 • 20A+5A: 12 	
			<p>LTWDCD-12AFEM-LR7AXX</p> <p>FEATURES:</p> <ul style="list-style-type: none"> • Bayonet Lock • 90° In-line Molded Type • With SR • PVC Cable • IP 67 • 20A+5A: 12 	
	<p>LTWDCD-12AMEM-LL7AXX</p> <p>FEATURES:</p> <ul style="list-style-type: none"> • Bayonet Lock • 180° In-line Molded Type • With SR • PVC Cable • IP 67 • 10A(3)+2A(5) Contacts 		<p>LTWDCD-12AFDM-LL7AXX</p> <p>FEATURES:</p> <ul style="list-style-type: none"> • Bayonet Lock • 180° In-line Molded Type • With or without SR • PVC Cable • IP 67 • 20A+5A: 12 	
			<p>LTWDCD-12AFDM-LR7AXX</p> <p>FEATURES:</p> <ul style="list-style-type: none"> • Bayonet Lock • 90° In-line Molded Type • With SR • PVC Cable • IP 67 • 20A+5A: 12 	

29 Circular Connector: Hybrid Middle Size (10A+2A)

Panel (Chassis) Mount		Mating Parts of 1 & 2		Accessories
CONNECTOR	P/N	CONNECTOR	P/N	
<p>1</p> 	<p>LTWCBU-12PMD-TC7001</p> <p>FEATURES:</p> <ul style="list-style-type: none"> • 3 Point Lock • Solder or PCB Contacts • Front Mounting • IP 67 • 10A(3)+2A(5) Contacts 		<p>LTWCBU-08-FEM-T-7A00X</p> <p>FEATURES:</p> <ul style="list-style-type: none"> • 3 Point Lock • With or without SR • 180° or 90° In-line Molded Type • PVC Cable • IP 67 • 10A(3)+2A(5) Contacts 	
<p>2</p> 	<p>LTWCBU-08PME-TC7001</p> <p>FEATURES:</p> <ul style="list-style-type: none"> • Three Point Lock • Solder or PCB Contacts • Front Mounting • IP 67 • 10A(3)+2A(5) Contacts 		<p>LTWCBU-08-FDM-T-7A00X</p> <p>FEATURES:</p> <ul style="list-style-type: none"> • 3 Point Lock • With or without SR • 180° or 90° In-line Molded Type • PVC Cable • IP 67 • 10A(3)+2A(5) Contacts 	

Distributed by:



B.C.E. S.r.l.

Via Regina Pacis, 54/c - I 41049 Sassuolo - (MO)

Tel: (+39) 0536 811616 - Fax: (+39) 0536 811500

E-mail: bce@bce.it • Home Page : www.bce.it