



## MINI DIN Series

- 1. Specifications 294
- 2. How to Order 295
- 3. Contact Pin Arrangement 296
- 4. Item List 297

Mini Din Series (1A) for Panel, Molded with Cable



**B.C.E. S.r.l.**

Via Regina Pacis, 54/c - I 41049 Sassuolo - (MO)  
**Tel:** (+39) 0536 811616 - **Fax:** (+39) 0536 811500  
**E-mail:** [bce@bce.it](mailto:bce@bce.it) • **Home Page :** [www.bce.it](http://www.bce.it)

# SPECIFICATIONS

## MINI DIN SERIES

No.	SPECIFICATIONS	STANDARD VALUE
01	Manufacturer Identifications	Mini Din
02	Description	Panel Mount and Molded with Cable
03	Current Rating	1A
04	Pin Configuration	3 to 8 Contacts
05	Material	Contacts: Copper Alloy, Gold / Tin Plated Connector Body: PBT UL94V-0
06	Temperature Range	-20°C to +80°C
07	Waterproof Rating	IP66, IP67
08	Contact Resistance	≤ 20 mΩ Max
09	Insulation Resistance	≥ 50 MΩ at DC 250V
10	Breakdown Voltage	≥ AC 250V / 1 Minute

# HOW TO ORDER

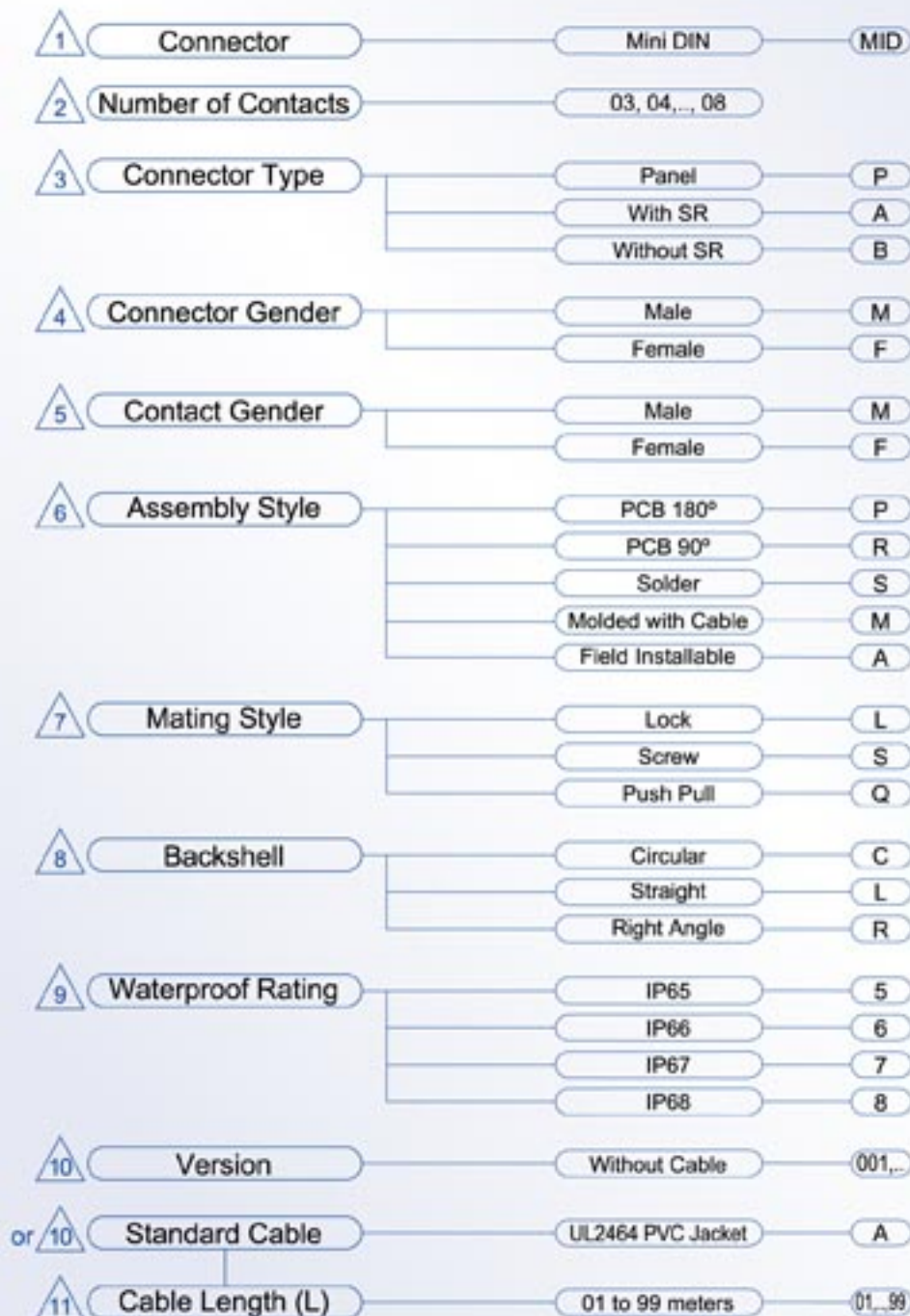
## MINI DIN CONNECTOR

LTW 1 - 2 3 4 5 6 - 7 8 9 10 11

LT : Liang Tei      W : Waterproof



Mini DIN



# CONTACT PIN ARRANGEMENTS

## MINI DIN SERIES CONNECTOR

	Male	Female
3 Contact		
4 Contact		
5 Contact		
6 Contact		
7 Contact		
8 Contact		

# ITEM LIST

## MINI DIN SERIES

Mini DIN

Current Rating	Item Number	Number of Contacts	DESCRIPTION	Page	Old Item Number
1A	<b>Panel</b>				
	LTWMID-PMFS-SC7001	03 to 08	Panel. Solder. Male Connector. Circular Backshell.	298	LTWMD-PMFS-SC
	<b>Molded with Cable</b>				
	LTWMID-AMFM-LA	03 to 08	With SR.Molded with Cable. Male Connector. Straight.	299	LTWMD-AMFM-180
	LTWMID-AFMM-LA	03 to 08	With SR.Molded with Cable. Female Connector. Straight.	300	LTWMD-AFMM-180

# Mini Din Series: Panel Mount (Male)

## LTWMD-<sup>2</sup>PMFS- SC7001

Old Part Number: LTWMD-<sup>2</sup>PMFS-SC



### Specifications

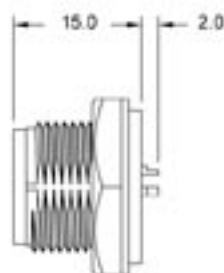
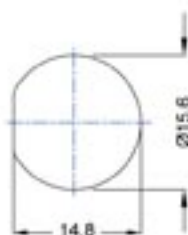
DESCRIPTION	DETAILS	CODE
1 Connector	Mini Din	MID
<sup>2</sup> Number of Contacts	3 to 8	03...08
3 Connector Type	Panel	P
4 Connector Gender	Male	M
5 Contact Gender	Female	F
6 Assembly Style	Solder	S
7 Mating Style	Screw	S
8 Backshell	Circular	C
9 Waterproof Rating	IP67	7
10 Version		001

9, 10, Excluded in Old Part Number

### Material

Pin : Copper Alloy (Gold / Tin Plated)  
 Connector Body : PBT UL94V-0  
 Temperature Range : -20 °C to 80 °C

### Recommended Panel Cut-Out



\*Mated Waterproof

### Pin Configurations



03 pins



04 pins



05 pins



06 pins



07 pins



08 pins

### Mating Parts



LTWMD-<sup>2</sup>AFMM-SL<sup>2</sup>A<sup>2</sup>

See Item List

### Accessory



See Item List

# Mini Din Series: Molded with Cable (Male)

LTWMID-<sup>△</sup>2 AMFM-<sup>△</sup>7 L<sup>△</sup>9 A<sup>△</sup>11

Old Part Number: LTWMD -<sup>△</sup>2 AMFM- S180



Mini DIN

## Specifications

DESCRIPTION	DETAILS	CODE
1 Connector	Mini Din	MID
<sup>△</sup> Number of Contacts	3 to 8	03, ..., 08
3 Connector Type	With SR	A
4 Connector Gender	Male	M
5 Contact Gender	Female	F
6 Assembly Style	Molded with Cable	M
<sup>△</sup> Mating Style	Quick or Screw	Q or S
8 Backshell	Straight	L
<sup>△</sup> Waterproof Rating	IP67 (Screw)	7
	IP66 (Quick)	6
10 Standard Cable	UL2464 PVC Jacket	A
<sup>△</sup> Cable Length (L)	1 to 99 meters	01, ..., 99

<sup>△</sup> 10, <sup>△</sup> Excluded in Old Part Number

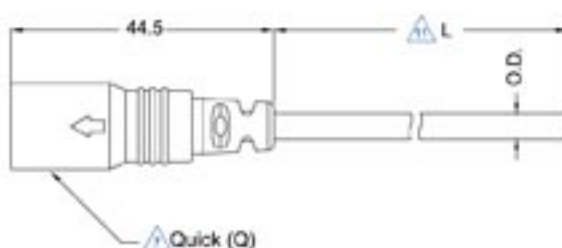
SR= Strain Relief

## Material

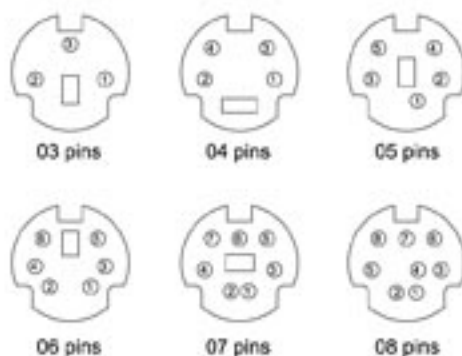
Pin : Copper Alloy (Gold / Tin Plated)

Connector Body : PBT UL94V-0

Temperature Range : -20 °C to 80 °C



## Pin Configurations



## LTW Standard Cable:

No. of Pins	Part no.	Type	Color	OD(mm)
03	WCA0481UV01	PVC	Black	4.0
04	WCA0487UV01	PVC	Black	4.8
05	WCA0486UV01	PVC	Black	4.8
06	WCA0540UV01	PVC	Black	5.0
07	WCA0541UV01	PVC	Black	5.5
08	WCA0542UV01	PVC	Black	6.0

Note: Please see Cable Index for further details

## Mating Parts



LTWMID-<sup>△</sup>2 AFMM-<sup>△</sup>L<sup>△</sup>9 A<sup>△</sup>11

See Item List

## Accessory



See Item List

# Mini Din Series: Molded with Cable (Female)



LTWMID-<sup>2</sup>AFMM-<sup>7</sup>L<sup>9</sup>A<sup>11</sup>

Old Part Number: LTWMD-<sup>2</sup>AFMM-<sup>7</sup>180

## Specifications

DESCRIPTION	DETAILS	CODE
1 Connector	Mini Din	MID
<sup>2</sup> Number of Contacts	3 to 8	03, ..., 08
3 Connector Type	With SR	A
4 Connector Gender	Female	F
5 Contact Gender	Male	M
6 Assembly Style	Molded with Cable	M
<sup>7</sup> Mating Style	Quick or Screw	Q or S
8 Backshell	Straight	L
<sup>9</sup> Waterproof Rating	IP67 (Screw)	7
	IP66 (Quick)	6
10 Standard Cable	UL2464 PVC Jacket	A
<sup>11</sup> Cable Length (L)	1 to 99 meters	01, ..., 99

<sup>2</sup>, 10, <sup>9</sup> Excluded in Old Part Number

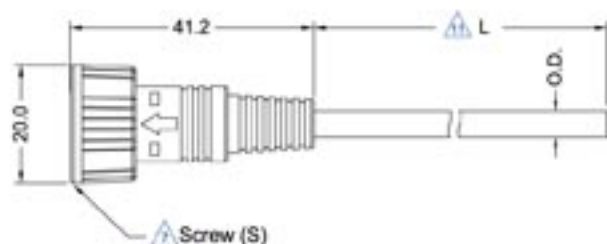
SR= Strain Relief

## Material

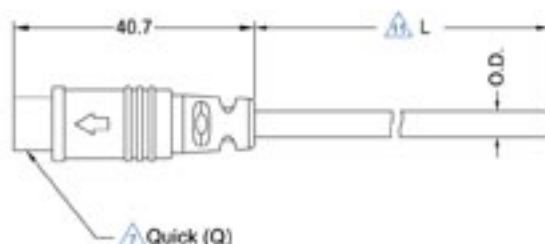
Pin : Copper Alloy (Gold / Tin Plated)

Connector Body : PBT UL94V-0

Temperature Range : -20 °C to 80 °C

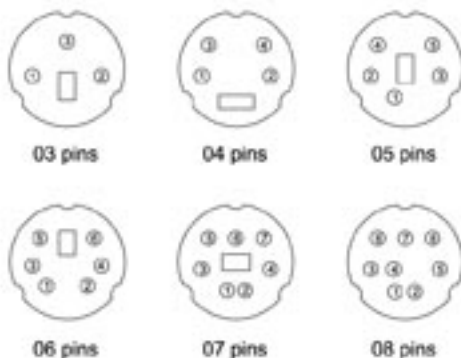


<sup>7</sup> Screw (S)



<sup>7</sup> Quick (Q)

## Pin Configurations



## LTW Standard Cable:

No. of Pins	Part no.	Type	Color	OD(mm)
03	WCA0481UV01	PVC	Black	4.0
04	WCA0487UV01	PVC	Black	4.8
05	WCA0486UV01	PVC	Black	4.8
06	WCA0540UV01	PVC	Black	5.0
07	WCA0541UV01	PVC	Black	5.5
08	WCA0542UV01	PVC	Black	6.0

Note: Please see Cable Index for further details

## Mating Parts



LTWMID-<sup>2</sup>PMFS-SC7001

See Item List



LTWMID-<sup>2</sup>AMFM-<sup>7</sup>L<sup>9</sup>A<sup>11</sup>

See Item List