

# FREQUENCY CONTROL PRODUCTS



## PRODUCT OVERVIEW

QUARTZ CRYSTALS

QUARTZ CRYSTAL OSCILLATORS


CUSTOMIZED QUARTZ CRYSTALS

AUTOMOTIVE QUARTZ CRYSTALS

SAW RESONATORS

SAW FILTERS


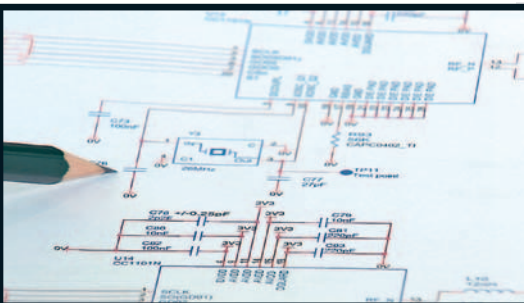




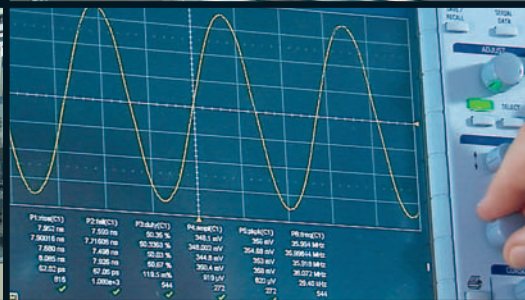
Quartz Crystals

## RELIABLE QUALITY FOR EVERY APPLICATION

From synthetic quartz bar manufacturing to small batches for prototypes up to large scale production in ever constant quality: Jauch offers top-rate services for both large as well as small and medium-sized enterprises. Our high degree of flexibility in layout and production volume allows us to cover a wide spectrum of customers and branches and to deliver complete process control for all of our products.



Crystal Oscillators



SAW-Products

- Professional engineering support
- Crystal circuit design advice
- Customer training courses
- Technical documentation support
- Customer application check & verification
- Fault finding at component level
- Oscillator circuit safety factor measurement
- Quartz crystal power measurement
- Production locations in Germany and Asia
- State-of-the-art production lines
- Complete process control
- Highest quality levels
- Excellent product availability
- Millions of crystals & oscillators ex stock
- Fully automated warehouse system
- Worldwide shipping logistics













## DETAILED PRODUCT INFORMATION













You are looking for quick and easy access to information about features and applications of a Jauch product? Please visit us at our website. You will find detailed product data and specifications ready for download.

# QUARTZ CRYSTALS









## Quartz Crystal · SMD · Metal/Ceramic Package

	Type	Version	Frequency Range	L x W x H in mm	RoHS
	JXS21	4 Pad Version	20.0 ~ 50.0 MHz	2.0 x 1.6 x 0.5	
	JXS22	4 Pad Version	16.0 ~ 50.0 MHz	2.5 x 2.0 x 0.55	
	JXS32	4 Pad Version	10.0 ~ 54.0 MHz	3.2 x 2.5 x 0.7	
	JXS53	4 Pad Version	10.0 ~ 55.0 MHz	5.0 x 3.2 x 0.8	
	JXS75	4 Pad Version	4.0 ~ 170.0 MHz	7.5 x 5.0 x 1.0	



## Quartz Crystal · SMD · Ceramic Package

	Type	Version	Frequency Range	L x W x H in mm	RoHS
	JXG32P4	4 Pad Version	13.0 ~ 50.0 MHz	3.2 x 2.5 x 1.0	
	JXG53P4	4 Pad Version	8.0 ~ 60.0 MHz	5.0 x 3.2 x 1.5	
	JXG53P2	2 Pad Version preferred type	8.0 ~ 60.0 MHz	5.0 x 3.2 x 1.5	
	JXG75P4	4 Pad Version	5.0 ~ 70.0 MHz	7.0 x 5.0 x 1.8	
	JXG75P2	2 Pad Version preferred type	5.0 ~ 70.0 MHz	7.0 x 5.0 x 1.8	
	JXG84P2	2 Pad Version	5.0 ~ 60.0 MHz	8.0 x 4.5 x 1.6	

## Quartz Crystal · SMD · Metal Package/Molded Base



















	Type	Version	Frequency Range	L x W x H in mm	RoHS
	SMU2	2 Pad Version	4.1943 ~ 60.0 MHz	11.5 x 4.8 x 3.0	
	SMU3	2 Pad Version	3.2768 ~ 60.0 MHz	11.5 x 4.8 x 4.0	
	SMU4	2 Pad Version	3.2768 ~ 60.0 MHz	11.5 x 4.8 x 4.0	
	SMU5	4 Pad Version	3.579545 ~ 60.0 MHz	13.1 x 5.0 x 5.0	

## Quartz Crystal · SMD · Plastic Mold Package











	Type	Version	Frequency Range	L x W x H in mm	RoHS
	MG3A	4 Pad Version	3.57120 ~ 91.175 MHz	13.1 x 5.0 x 5.0	

# QUARTZ CRYSTALS





## Quartz Crystal · Pin Type · Metal Package

	Type	Version	Frequency Range	L x W x H in mm	RoHS
	SS2	Pin Type	8.0 ~ 70.0 MHz	11.35 x 4.65 x 2.5	
	SS3	Pin Type	3.2768 ~ 70.0 MHz	11.35 x 4.65 x 3.6	
	SS4	Pin Type	3.2768 ~ 64.0 MHz	11.35 x 4.65 x 3.6	
	HC49/U	Pin Type	0.9216 ~ 250.0 MHz	10.8 x 4.5 x 13.0	
	HC49/U-SMC	SMD Version	0.9216 ~ 250.0 MHz	17.5 x 10.8 x 5.3	
	MQ1	(UM-1)	0.9216 ~ 250.0 MHz	7.9 x 3.3 x 8.0	
	MQ1-SMC	SMD Version	0.9216 ~ 250.0 MHz	11.7 x 7.8 x 3.4	
	MQ5	(UM-5)	10.0 ~ 250.0 MHz	7.7 x 3.1 x 5.8	
	MQ5-SMC	SMD Version	10.0 ~ 250.0 MHz	9.7 x 7.7 x 3.4	

## Tuning Fork Crystal · SMD























	Type	Frequency Range	L x W x H in mm	RoHS
	JTX310	32.768 kHz	3.2 x 1.5 x 0.9	
	JTX410	32.768 kHz	4.1 x 1.5 x 0.9	
	JTX520	32.768 kHz	4.8 x 1.9 x 0.8	
	SMQ32SL	32.768 kHz	8.0 x 3.8 x 2.4	
	SM26F	32.768 kHz	6.0 x 2.0 x 2.0	

## Tuning Fork Crystal · Pin Type

















	Type	Frequency Range	L x W x H in mm	RoHS
	MMTF32	32.768 kHz	2.0 x 2.0 x 6.0	
	MTF32	32.768 kHz	3.0 x 3.0 x 8.0	

# QUARTZ CRYSTALS ACCORDING TO AEC-Q200 STANDARD

## Quartz Crystals for Automotive Applications

	Type	Version	Frequency Range	L x W x H in mm	RoHS
	JAS32P4	4 Pad Version	10.0 ~ 50.0 MHz (fund. AT-cut)	3.2 x 2.5 x 0.7	
	JAS53P4	4 Pad Version	8.0 ~ 56.0 MHz (fund. AT-cut)	5.0 x 3.2 x 0.9	
	JAS75P4	4 Pad Version	4.0 ~ 54.0 MHz (fund. AT-cut) 24.0 ~ 150.0 MHz (3rd OT AT-cut)	7.0 x 5.0 x 1.3	
	JAG32P4	4 Pad Version	12.0 ~ 50.0 MHz (fund. AT-cut) (lower frequencies upon request)	3.2 x 2.5 x 1.0	
	JAG53P2	2 Pad Version	8.0 ~ 50.0 MHz (fund. AT-cut) 45.0 ~ 60.0 MHz (3rd OT AT-cut)	5.0 x 3.2 x 1.5	
	JAG53P4	4 Pad Version	8.0 ~ 50.0 MHz (fund. AT-cut) 45.0 ~ 60.0 MHz (3rd OT AT-cut)	5.0 x 3.2 x 1.5	
	JAG75P2	2 Pad Version	5.0 ~ 50.0 MHz (fund. AT-cut) 30.0 ~ 70.0 MHz (3rd OT AT-cut)	7.0 x 5.0 x 1.8	
	JAG75P4	4 Pad Version	5.0 ~ 50.0 MHz (fund. AT-cut) 30.0 ~ 70.0 MHz (3rd OT AT-cut)	7.0 x 5.0 x 1.8	
	JAG84P2	2 Pad Version	5.0 ~ 50.0 MHz (fund. AT-cut) 30.0 ~ 60.0 MHz (3rd OT AT-cut)	8.0 x 4.5 x 1.4	
	SMU2	2 Pad Version	7.680 ~ 33.0 MHz (fund. AT-cut) 27.0 ~ 60.0 MHz (3rd OT AT-cut)	11.5 x 4.8 x 3.0	
	SMU3	2 Pad Version	3.2768 ~ 33.0 MHz (fund. AT-cut) 27.0 ~ 60.0 MHz (3rd OT AT-cut)	11.5 x 4.8 x 4.0	








## CUSTOMIZED QUARTZ CRYSTALS

	Type	Version	Frequency Range	L x W x H in mm	RoHS
	HC49/U	Standard	2.4579 ~ 40.0 MHz (fund. AT-cut) 20.0 ~ 105.0 MHz (3rd OT AT-cut)	13.0 x 10.8 x 4.5	
	HC49/U	Middle Pin	50.0 ~ 175.0 MHz (5th OT AT-cut) 70.0 ~ 250.0 MHz (7th OT AT-cut)	13.0 x 10.8 x 4.5	
	HC49/U	SMC		17.5 x 10.8 x 5.3	
	MQ1 (UM-1)	Standard	4.0 ~ 40.0 MHz (fund. AT-cut) 20.0 ~ 105.0 MHz (3rd OT AT-cut)	8.0 x 7.9 x 3.3	
	MQ1 (UM-1)	Middle Pin	50.0 ~ 175.0 MHz (5th OT AT-cut) 70.0 ~ 250.0 MHz (7th OT AT-cut)	8.0 x 7.9 x 3.3	
	MQ1 (UM-1)	SMC		11.7 x 7.8 x 3.4	
	MQ5 (UM-5)	Standard	8.0 ~ 40.0 MHz (fund. AT-cut) 30.0 ~ 105.0 MHz (3rd OT AT-cut)	5.8 x 7.7 x 3.1	
	MQ5 (UM-5)	SMC	50.0 ~ 175.0 MHz (5th OT AT-cut) 70.0 ~ 250.0 MHz (7th OT AT-cut)	9.7 x 7.7 x 3.4	



















- Extremely tight frequency stabilities
- Special pulling sensitivities
- Lowest ESR values

# QUARTZ CRYSTAL OSCILLATORS

## Oscillator - HCMOS - SMD - Ceramic Package


	Type		Frequency Range	L x W x H in mm	RoHS
	VX3 (5.0 V)	Tristate Function	0.5 ~ 107.0 MHz	7.0 x 5.0 x 1.6	
	VX3 (3.3 V)	Tristate Function	0.5 ~ 70.0 MHz	7.0 x 5.0 x 1.6	
	VX3 (3.3 V)	Stop Function	0.5 ~ 165.0 MHz	7.0 x 5.0 x 1.6	
	VX3 (2.8 V)	Stop Function	0.5 ~ 165.0 MHz	7.0 x 5.0 x 1.6	
	VX3 (2.5 V)	Stop Function	0.5 ~ 125.0 MHz	7.0 x 5.0 x 1.6	
	VX3 (1.8 V)	Stop Function	0.5 ~ 125.0 MHz	7.0 x 5.0 x 1.6	

## Oscillator - HCMOS - SMD - Ceramic/Metal Package






	Type		Frequency Range	L x W x H in mm	RoHS
	J075 (5.0 V)	Tristate Function	0.5 ~ 107.0 MHz	7.0 x 5.0 x 1.8	
	J075H (5.0 V)	High Stability Type Stop Function	1.8 ~ 50.0 MHz	7.0 x 5.0 x 1.4	
	J075 (3.3 V)	Stop Function	1.0 ~ 170.0 MHz	7.0 x 5.0 x 1.8	
	J075H (3.3 V)	High Stability Type Stop Function	1.8 ~ 50.0 MHz	7.0 x 5.0 x 1.4	
	J075 (3.3 V)	Low Frequency Stop Function	0.012 ~ 1.0 MHz	7.0 x 5.0 x 1.8	
	J075 (2.8 V)	Stop Function	0.5 ~ 165.0 MHz	7.0 x 5.0 x 1.8	
	J075 (2.5 V)	Stop Function	0.5 ~ 160.0 MHz	7.0 x 5.0 x 1.8	
	J075 (1.8 V)	Stop Function	0.5 ~ 160.0 MHz	7.0 x 5.0 x 1.8	
	J053 (5.0 V)	Stop Function	0.5 ~ 110.0 MHz	5.0 x 3.2 x 1.4	
	J053 (3.3 V)	Stop Function	0.5 ~ 125.0 MHz	5.0 x 3.2 x 1.4	
	J053H (3.3 V)	High Stability Type Stop Function	4.0 ~ 54.0 MHz	5.0 x 3.2 x 1.1	
	J053 (3.0 V)	Stop Function	0.5 ~ 125.0 MHz	5.0 x 3.2 x 1.4	
	J053 (2.8 V)	Stop Function	0.5 ~ 80.0 MHz	5.0 x 3.2 x 1.4	
	J053 (2.5 V)	Stop Function	0.5 ~ 80.0 MHz	5.0 x 3.2 x 1.4	
	J053H (2.5 V)	High Stability Type Stop Function	4.0 ~ 54.0 MHz	5.0 x 3.2 x 1.1	
	J053 (1.8 V)	Stop Function	0.5 ~ 40.0 MHz	5.0 x 3.2 x 1.4	

# QUARTZ CRYSTAL OSCILLATORS

## Oscillator · HCMOS · SMD · Ceramic/Metal Package















	Type		Frequency Range	L x W x H in mm	RoHS
	JO32 (3.3 V)	Stop Function	0.75 ~ 80.0 MHz	3.2 x 2.5 x 1.1	
	JO32H (3.3 V)	High Stability Type Stop Function	4.0 ~ 54.0 MHz	3.2 x 2.5 x 0.9	
	JO32 (3.0 V)	Stop Function	0.75 ~ 80.0 MHz	3.2 x 2.5 x 1.1	
	JO32 (2.8 V)	Stop Function	0.75 ~ 80.0 MHz	3.2 x 2.5 x 1.05	
	JO32 (2.5 V)	Stop Function	0.75 ~ 80.0 MHz	3.2 x 2.5 x 1.05	
	JO32H (2.5 V)	High Stability Type Stop Function	4.0 ~ 54.0 MHz	3.2 x 2.5 x 0.9	
	JO32 (1.8 V)	Stop Function	0.75 ~ 40.0 MHz	3.2 x 2.5 x 1.05	
	JO22 (3.3 V)	Stop Function	0.75 ~ 50.0 MHz	2.5 x 2.0 x 0.8	
	JO22H (3.3 V)	High Stability Type Stop Function	4.0 ~ 54.0 MHz	2.5 x 2.0 x 0.9	
	JO22 (3.0 V)	Stop Function	0.75 ~ 50.0 MHz	2.5 x 2.0 x 0.8	
	JO22 (2.8 V)	Stop Function	0.75 ~ 50.0 MHz	2.5 x 2.0 x 0.8	
	JO22 (2.5 V)	Stop Function	0.75 ~ 50.0 MHz	2.5 x 2.0 x 0.8	
	JO22H (2.5 V)	High Stability Type Stop Function	4.0 ~ 54.0 MHz	2.5 x 2.0 x 0.9	
	JO22 (1.8 V)	Stop Function	0.75 ~ 50.0 MHz	2.5 x 2.0 x 0.8	
	JO22H (1.8 V)	High Stability Type Stop Function	4.0 ~ 54.0 MHz	2.5 x 2.0 x 0.9	
	JO21 (3.3 V)	Stop Function	0.85 ~ 50.0 MHz	2.0 x 1.6 x 0.8	
	JO21 (2.5 V)	Stop Function	0.85 ~ 50.0 MHz	2.0 x 1.6 x 0.8	
	JO21 (1.8 V)	Stop Function	0.85 ~ 50.0 MHz	2.0 x 1.6 x 0.8	

## VCXO · HCMOS · SMD · Ceramic/Metal Package







	Type		Frequency Range	L x W x H in mm	RoHS
	JV75 (5.0 V)	VCXO	1.00 ~ 80.0 MHz	7.5 x 5.0 x 1.8	
	JV75 (3.3 V)	VCXO	1.00 ~ 125.0 MHz	7.5 x 5.0 x 1.8	
	JV53 (3.3 V)	VCXO	2.00 ~ 54.0 MHz	5.0 x 3.2 x 1.0	

# QUARTZ CRYSTAL OSCILLATORS





## Programmable Oscillator · CMOS · SMD · Ceramic/Metal Package

	Type	Frequency Range	L x W x H in mm	RoHS
	JP075 (3.3 V)	3.0 ~ 200.0 MHz	7.0 x 5.0 x 1.9	
	JP075 (2.5 V)	3.0 ~ 130.0 MHz	7.0 x 5.0 x 1.9	
	JP053 (3.3 V)	3.0 ~ 200.0 MHz	5.0 x 3.2 x 1.3	
	JP053 (2.5 V)	3.0 ~ 130.0 MHz	5.0 x 3.2 x 1.3	
	JP032 (3.3 V)	3.9 ~ 200.0 MHz	3.2 x 2.5 x 1.2	
	JP032 (2.5 V)	3.9 ~ 130.0 MHz	3.2 x 2.5 x 1.2	
	JP032 (1.8 V)	3.9 ~ 100.0 MHz	3.2 x 2.5 x 1.2	
	JP022 (3.3 V)	3.9 ~ 200.0 MHz	2.5 x 2.0 x 0.9	
	JP022 (2.5 V)	3.9 ~ 130.0 MHz	2.5 x 2.0 x 0.9	
	JP022 (1.8 V)	3.9 ~ 100.0 MHz	2.5 x 2.0 x 0.9	

## (VC)TCXO · Clipped Sine · SMD · Ceramic/Metal Package









	Type	Frequency Range	L x W x H in mm	RoHS
	JT75(V) (VC)TCXO	10.0 ~ 26.0 MHz	7.0 x 5.0 x 1.65	
	JT53L(V) (VC)TCXO	6.0 ~ 45.0 MHz	5.0 x 3.2 x 1.05	
	JT32(V) (VC)TCXO	8.0 ~ 45.0 MHz	3.2 x 2.5 x 1.05	

## TCXO for GPS · Clipped Sine · SMD · Ceramic/Metal Package




	Type	Frequency Range	L x W x H in mm	RoHS
	JT32G TCXO	16.368/19.2/26.0 MHz	3.2 x 2.5 x 1.1	
	JT22G TCXO	16.368/16.369/26.0 MHz	2.5 x 2.0 x 0.9	

# QUARTZ CRYSTAL OSCILLATORS





## TCXO · HCMOS · SMD · Ceramic/Metal Package

	Type		Frequency Range	L x W x H in mm	RoHS
	JT75C	TCXO HCMOS	4.0 ~ 54.0 MHz	7.0 x 5.0 x 1.5	
	JT53C	TCXO HCMOS	4.0 ~ 54.0 MHz	5.0 x 3.2 x 1.1	
	JT32C	TCXO HCMOS	4.0 ~ 54.0 MHz	3.2 x 2.5 x 1.0	
	JT22C	TCXO HCMOS	4.0 ~ 54.0 MHz	2.5 x 2.0 x 0.9	



## Oscillator · PECL · SMD · Ceramic/Metal Package

	Type		Frequency Range	L x W x H in mm	RoHS
	JOE75 (3.3 V)	PECL	40.0 ~ 270.0 MHz	7.5 x 5.2 x 1.65	
	JOE75 (2.5 V)	PECL	40.0 ~ 270.0 MHz	7.5 x 5.2 x 1.65	





## VCXO · PECL · SMD · Ceramic/Metal Package

	Type		Frequency Range	L x W x H in mm	RoHS
	JVE75A (3.3V)	PECL VCXO	50.0 ~ 700.0 MHz	7.5 x 5.0 x 2.0	
	JVE75B (3.3V)	PECL VCXO	12.0 ~ 800.0 MHz	7.5 x 5.0 x 2.0	



## VCXO · LVDS · SMD · Ceramic/Metal Package

	Type		Frequency Range	L x W x H in mm	RoHS
	JOD75 (3.3 V/2.5 V)	LVDS	75.0 ~ 270.0 MHz	7.5 x 5.2 x 1.65	

## Oscillator · LVDS · SMD · Ceramic/Metal Package

















































	Type		Frequency Range	L x W x H in mm	RoHS
	JVD75A (3.3V)	LVDS VCXO	50.0 ~ 700.0 MHz	7.5 x 5.0 x 1.6	
	JVD75B (3.3V)	LVDS VCXO	12.0 ~ 800.0 MHz	7.5 x 5.0 x 1.6	

## Tuning Fork Oscillator · 32.768 kHz

	Type		Frequency Range	L x W x H in mm	RoHS
	JRO32		32.768 kHz	3.2 x 2.5 x 1.1	



















# SAW PRODUCTS

## SAW Filters

	Type	Version	Frequency Range	L x W x H in mm	RoHS
	R11	RF	1500 ~ 2000 MHz	1.4 x 1.1 x 0.7	
	R21	RF	700 ~ 2100 MHz	2.0 x 1.6 x 0.98	
	R22	RF	800 ~ 2200 MHz	2.5 x 2.0 x 1.0	
	Q30	RF	300 ~ 2700 MHz	3.0 x 3.0 x 1.4	
	Q30	IF	190 ~ 700 MHz	3.0 x 3.0 x 1.4	
	Q38	RF	280 ~ 1400 MHz	3.8 x 3.8 x 1.6	
	Q38	IF	190 ~ 1000 MHz	3.8 x 3.8 x 1.6	
	Q50	RF	130 ~ 900 MHz	5.0 x 5.0 x 1.7	
	Q50	IF	160 ~ 600 MHz	5.0 x 5.0 x 1.7	
	R75	RF	130 ~ 700 MHz	7.0 x 5.0 x 1.82	
	R75	IF	40 ~ 600 MHz	7.0 x 5.0 x 1.82	
	R94	IF	30 ~ 40 MHz	9.1 x 4.8 x 1.5	
	R13	IF	30 ~ 900 MHz	13.3 x 6.5 x 1.8	
	R97	RF	500 ~ 600 MHz	9.1 x 7.1 x 1.95	
	R97	IF	100 ~ 200 MHz	9.1 x 7.1 x 1.95	
	R19	IF	70 ~ 200 MHz	19.0 x 6.5 x 1.8	
	SIM	IF	30 ~ 200 MHz	16.3 x 6.3 x 4.0	
	T3P	RF	300 ~ 400 MHz	9.35 x 9.35 x 3.6	
	T3P	IF	400 ~ 500 MHz	9.35 x 9.35 x 3.6	
	T4P	IF	400 ~ 500 MHz	9.35 x 9.35 x 3.6	
	F11	RF	130 ~ 1000 MHz	11.1 x 4.6 x 3.2	
	F11	IF	160 ~ 200 MHz	11.1 x 4.6 x 3.2	
	SIP	IF	30 ~ 50 MHz	13.7 x 4.8 x 2.1	
	DIM	IF	70 ~ 100 MHz	20.1 x 12.6 x 5.3	

# SAW PRODUCTS

## SAW Resonators

	Type	Version	Frequency Range	L x W x H in mm	RoHS
	Q30	1-port	300 ~ 1000 MHz	3.0 x 3.0 x 1.4	
	R53	1-port	300 ~ 400 MHz	5.0 x 3.5 x 1.25	
	Q38	1-port	300 ~ 1100 MHz	3.8 x 3.8 x 1.6	
	Q38	2-port	1000 ~ 1100 MHz	3.8 x 3.8 x 1.6	
	Q50	1-port	300 ~ 1000 MHz	5.0 x 5.0 x 1.7	
	Q50	2-port	400 ~ 1000 MHz	5.0 x 5.0 x 1.7	
	T3P / T4P	1-port	300 ~ 1000 MHz	9.35 x 9.35 x 3.6	
	T3P	2-port	400 ~ 500 MHz	9.35 x 9.35 x 3.6	
	F11	1-port	300 ~ 500 MHz	11.1 x 4.6 x 3.2	

## MEASURABLY BETTER



Jauch's specialists provide you with comprehensive solutions in the area of frequency control technology – from development to quality assurance, from application support through to the ready availability of your products.

The Jauch product portfolio ranges from clock generators for standard applications to highly stable, shock-proof devices that function reliably under the most extreme conditions and meet the requirements of the most innovative high-tech applications.

The width and quality of this product range is based on Jauch's special quartz know-how. Right from its inception the company has specialised in frequency control technology. This in turn has provided us with the experience and flexibility necessary to successfully advise on and support the rapid development of applications and markets.

As specialists for frequency control technology we provide products and services which are measurably better to secure your success in series.

# THE SPECIALISTS

## FOR FREQUENCY CONTROL TECHNOLOGY



In the area of frequency control technology, Jauch's specialists provide you with solutions which are measurably better, from development to quality assurance, from application support through to the ready availability of your products. If you are looking for success in series, just check us out.



RELIABILITY IN SERIES

- QUARTZ CRYSTALS
- CRYSTAL OSCILLATORS
- SAW-PRODUCTS

Jauch Quartz GmbH  
78056 VS-Schwenningen  
[www.jauch.de](http://www.jauch.de)

  
THE PULSE OF PROGRESS

## QUALITY MADE IN GERMANY:

- In-house R & D centers
- Flexible & reliable customer support
- Top quality products
- Excellent product availability

- Consumer electronics
- Industrial applications
- Avionics, space & military applications
- Medical applications
- Telecommunication
- Solar technology applications
- Energy saving applications

Version D



Distributed by:

### B.C.E. S.r.l.

Via Regina Pacis, 54/c - I 41049 Sassuolo - (MO)  
**Tel:** (+39) 0536 811616 - **Fax:** (+39) 0536 811500  
**E-mail:** [bce@bce.it](mailto:bce@bce.it) • **Home Page :** [www.bce.it](http://www.bce.it)

- RELIABILITY IN SERIES
- QUARTZ CRYSTALS
  - CRYSTAL OSCILLATORS
  - SAW-PRODUCTS

