

**RBL Connector**



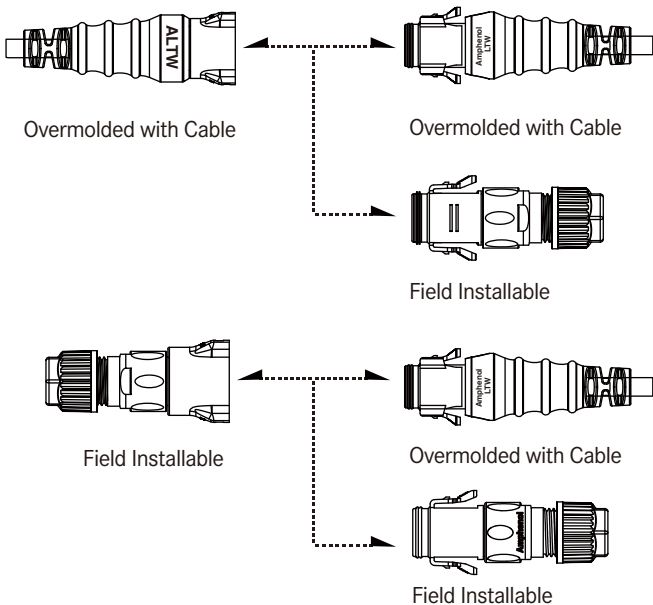
**CATALOGUE**

# RBL Connector

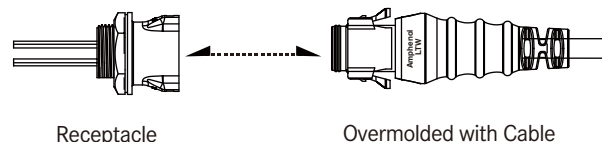


## Range Overview

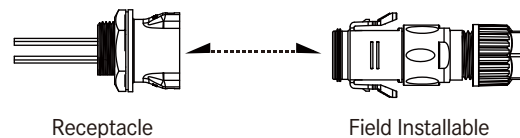
### ∟ In-line



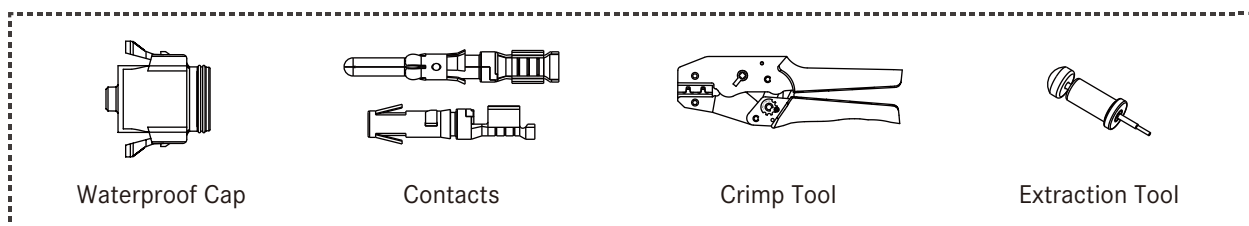
### ∟ Receptacle and Mating Pair



### ∟ Receptacle to Field Installable



### ∟ Accessories



## Specification

|                                     |  |
|-------------------------------------|--|
| <b>Identifications</b>              | C Size (Middle Size: 13/16"-28 UNS) / D-Size (Large Size: 1"20UNS)   |
| <b>Description</b>                  | Receptacle with Wire Harness<br>Overmolded with Cable<br>Field Installable   |
| <b>Current Rating / Data</b>        | 5A, 10A, 20A   |
| <b>Material</b>                     | Contacts: Copper Alloy, Gold Plated<br>Connector Body (Housing): m-PPE, 540Z, Black                                    |
| <b>Waterproof Rating</b>            | IP67   |
| <b>Temperature Range</b>            | Receptacle with Wire Harness: -40°C ~ 105°C<br>Overmolded with Cable: -20°C ~ 80°C<br>Field Installable: -40°C ~ 105°C |
| <b>Contact Resistance</b>           | ≤ 10mΩ   |
| <b>Insulation Resistance</b>        | ≥ 100MΩ at DC500V  |
| <b>Durability</b>                   | 250 cycles   |
| <b>Dielectric Withstand Voltage</b> | 1,000V plus 2 times the rated voltage / 1 minute   |
| <b>More to know</b>                 | Salt Spray Corrosion Test: 48H<br>Standard Cable Length: 01~99M  |

【Note】 Design and specification are subject to change without notice.

# Ordering Information

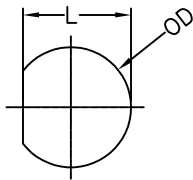
|   |          |                          |                                       |                          |                                       |                           |   |          |          |           |
|---|----------|--------------------------|---------------------------------------|--------------------------|---------------------------------------|---------------------------|---|----------|----------|-----------|
|   | <b>1</b> | <b>2</b>                 | <b>3</b>                              | <b>4</b>                 | <b>5</b>                              | <b>6</b>                  | <b>7</b>                                  | <b>8</b> | <b>9</b> | <b>10</b> |
| <b>Specification / Current Rating</b>       |          |                          |                                       |                          |                                       |                           |   |          |          |           |
| <u>&gt; Middle size: 13 / 16"-28 UNS</u>    |          |                          |                                       |                          | <u>&gt; Large Size: 1"-20UNS</u>      |                           |   |          |          |           |
| <b>(CD)</b> 5A                              |          |                          |                                       |                          | <b>(DD)</b> 5A                        |                           |   |          |          |           |
| <b>(CB)</b> 10A                             |          |                          |                                       |                          | <b>(DC)</b> 20A                       |                           |   |          |          |           |
| <b>Number of Contacts</b>                   |          |                          |                                       |                          |                                       |                           |   |          |          |           |
| 02、03、04.....                               |          |                          |                                       |                          |                                       |                           |   |          |          |           |
| EX. <b>(04)</b> = 4 Contacts                |          |                          |                                       |                          |                                       |                           |   |          |          |           |
| <b>Connector Body (Style)</b>               |          |                          |                                       |                          |                                       |                           |   |          |          |           |
| <u>&gt; For Receptacle</u>                  |          |                          | <u>&gt; For Overmolded with Cable</u> |                          |                                       |                           | <u>&gt; For Field installable</u>         |          |          |           |
| <b>(R)</b> Rear Fastened                    |          |                          | <b>(A)</b> With Strain Relief         |                          |                                       |                           | <b>(B)</b> Without Strain Relief          |          |          |           |
| <b>Connector (Housing) Gender</b>           |          |                          |                                       |                          |                                       |                           |   |          |          |           |
| <b>(M)</b> Male                             |          |                          |                                       |                          | <b>(F)</b> Female                     |                           |   |          |          |           |
| <b>Contact Gender</b>                       |          |                          |                                       |                          |                                       |                           |   |          |          |           |
| <b>(M)</b> Male                             |          |                          |                                       |                          |                                       |                           |   |          |          |           |
| <b>(F)</b> Female                           |          |                          |                                       |                          |                                       |                           |   |          |          |           |
| <b>Assemble Style</b>                       |          |                          |                                       |                          |                                       |                           |   |          |          |           |
| <u>&gt; For Receptacle</u>                  |          |                          | <u>&gt; For Overmolded with Cable</u> |                          |                                       |                           | <u>&gt; For Field Installable</u>         |          |          |           |
| <b>(C)</b> Crimp Type                       |          |                          | <b>(M)</b> Overmolder with cable      |                          |                                       |                           | <b>(C)</b> Field Installable (Crimp Type) |          |          |           |
| <b>Mating Style</b>                         |          |                          |                                       |                          |                                       |                           |   |          |          |           |
| <b>(R)</b> Snap-in with Latch               |          |                          |                                       |                          |                                       |                           |   |          |          |           |
| <b>Backshell</b>                            |          |                          |                                       |                          |                                       |                           |   |          |          |           |
| <u>&gt; For Receptacle</u>                  |          |                          | <u>&gt; For Overmolded with Cable</u> |                          |                                       |                           | <u>&gt; For Field Installable</u>         |          |          |           |
| <b>(C)</b> Circular                         |          |                          | <b>(L)</b> Straight                   |                          |                                       |                           | <b>(L)</b> Straight                       |          |          |           |
| <b>(S)</b> Square Flange                    |          |                          | <b>(R)</b> Right Angle                |                          |                                       |                           |   |          |          |           |
| <b>Waterproof Rating</b>                    |          |                          |                                       |                          |                                       |                           |   |          |          |           |
| <b>(7)</b> IP 67                            |          |                          |                                       |                          |                                       |                           |   |          |          |           |
| <b>More information</b>                     |          |                          |                                       |                          |                                       |                           |   |          |          |           |
| <u>&gt; For Receptacle with Wireharness</u> |          |                          |                                       |                          | <u>&gt; For Overmolded with Cable</u> |                           |   |          |          |           |
| (□)+(■) : Wire Type + Wire Length           |          |                          |                                       |                          | (□)+(■) : Cable Type + Cable Length   |                           |   |          |          |           |
| e.g. <b>(A10)</b> = UL1015 Wire + 10 CM     |          |                          |                                       |                          |                                       |                           |   |          |          |           |
| <u>(□) : Wire Type</u>                      |          | <u>(■) : Wire Length</u> |                                       | <u>(□) : Cable Type</u>  |                                       | <u>(■) : Cable Length</u> |   |          |          |           |
| <b>(A)</b> UL1015 Wire                      |          | <b>(10)</b> 10CM         |                                       | <b>(A)</b> UL2464 Cable  |                                       | From 1M to 99M            |   |          |          |           |
| <b>(B)</b> UL1430 Wire                      |          | <b>(30)</b> 30CM         |                                       | <b>(D)</b> UL21388 Cable |                                       | e.g.(01)= 1M              |   |          |          |           |
|   |          |                          |                                       | <b>(E)</b> SJTW Cable    |                                       |                           |   |          |          |           |

# Physical Dimension

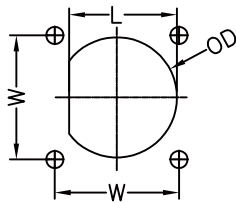
## Receptacle

Panel Cut-Out

**A** Backshell: Circular



**B** Backshell: Square Flange

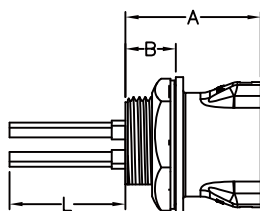


| AMP         |                       | Dimension | Type | L    | W    | OD   |
|-------------|-----------------------|-----------|------|------|------|------|
| Size        | Current Rating (Code) | Female    |      |      |      |      |
| Middle Size | 5A(CD)                | A         | 19.4 | -    | 20.8 | 22.3 |
|             |                       | B         |      |      |      |      |
|             | 10A(CB)               | A         |      | -    |      |      |
|             |                       | B         |      | 22.3 |      |      |
| Large Size  | 5A(DD)                | A         | 23.6 | -    | 25.6 | 26.0 |
|             |                       | B         |      | 26.0 |      |      |
|             | 20A(DC)               | A         |      | -    |      |      |
|             |                       | B         |      | 26.0 |      |      |

Unit: mm

Connector Dimension

**A** Backshell: Circular



| AMP         |                       | Dimension | A    | B    | OD      | L(cm) | Panel Thickness Max |
|-------------|-----------------------|-----------|------|------|---------|-------|---------------------|
| Size        | Current Rating (Code) | Female    |      |      |         |       |                     |
| Middle Size | 5A(CD)                | 29.5      | 11.0 | 29.5 | 10 / 30 | 5.0   |                     |
|             | 10A(CB)               |           |      |      |         |       |                     |
| Large Size  | 5A(DD)                | 28.4      | 10.3 | 36.0 | 10 / 30 | 5.0   |                     |
|             | 20A(DC)               |           |      |      |         |       |                     |

Unit: mm

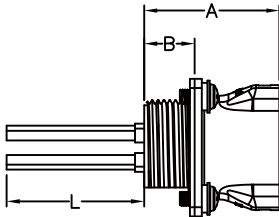


[Note] Design and specification are subject to change without notice.

### Receptacle


Connector Dimension

**B** Backshell: Square Flange



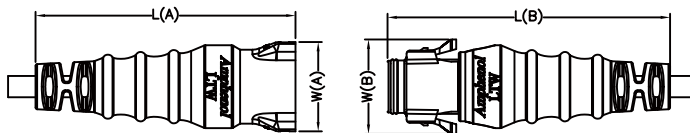
| AMP         |                       | Dimension | A    | B    | C       | L(cm) | Panel Thickness Max |
|-------------|-----------------------|-----------|------|------|---------|-------|---------------------|
| Size        | Current Rating (Code) | Female    |      |      |         |       |                     |
| Middle Size | 5A(CD)                | 29.5      | 11.0 | 30.0 | 10 / 30 | -     |                     |
|             | 10A(CB)               |           |      |      |         |       |                     |
| Large Size  | 5A(DD)                | 28.4      | 10.3 | 36.0 | 10 / 30 | -     |                     |
|             | 20A(DC)               |           |      |      |         |       |                     |

Unit: mm



### Overmolded with Cable

With Strain Relief / Straight




| AMP         |                       | Dimension   | L           |          | W          |          |
|-------------|-----------------------|-------------|-------------|----------|------------|----------|
| Size        | Current Rating (Code) |             | Female (A)  | Male (B) | Female (A) | Male (B) |
| Middle Size | 5A(CD)                | 79.4 (Ref.) | 86.3 (Ref.) | 27.3     | 28.8       |          |
|             | 10A(CB)               |             |             |          |            |          |
| Large Size  | 5A(DD)                | 90.0 (Ref.) | 97.0 (Ref.) | 32.5     | 34.3       |          |
|             | 20A(DC)               |             |             |          |            |          |

Unit: mm

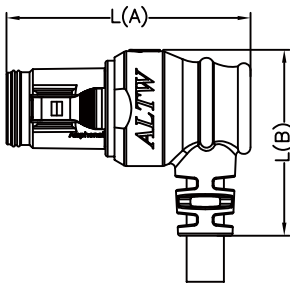
### Overmolded with Cable

With Strain Relief / Right Angle




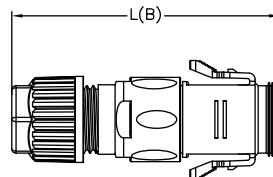
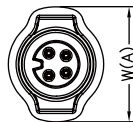
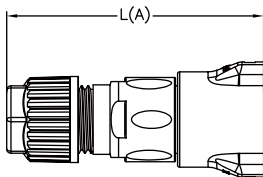
| AMP         |                          | Dimension | L(A) | L(B) | W |
|-------------|--------------------------|-----------|------|------|---|
| Size        | Current Rating<br>(Code) | Male      |      |      |   |
| Middle Size | 5A(CD)                   | 53.8      | 40.6 | 28.8 |   |
|             | 10A(CB)                  |           |      |      |   |

Unit: mm



### Field Installable

Without Strain Relief / Straight















































| AMP         |                          | Dimension   | L           |          | W          |          |
|-------------|--------------------------|-------------|-------------|----------|------------|----------|
| Size        | Current Rating<br>(Code) |             | Female (A)  | Male (B) | Female (A) | Male (B) |
| Middle Size | 5A(CD)                   | 60.9 (Ref.) | 63.5 (Ref.) | 27.3     | 28.0       |          |
|             | 10A(CB)                  |             |             |          |            |          |
| Large Size  | 20A(DC)                  | 68.9 (Ref.) | 72.5 (Ref.) | 32.5     | 34.3       |          |

Unit: mm

[Note] Design and specification are subject to change without notice.

# Contact Configuration

|                | Middle Size (C)   |   |   |   |   |   |   |   |
|----------------|---|---|---|---|---|---|---|---|
|                | 5A (CD)   |   |   |   | 10A (CB)  |   |   |   |
|                | MM  | FF  | MF  | FM  | MM  | FF  | MF  | FM  |
| <b>4 5</b>     |   |   |   |   |   |   |   |   |
| 2 Pin<br>(02)  |    |    |    |    |  |  |  |  |
|                | C   F   | R   C   F   | C   F   | R   C   F   | C   F   | R   C   F   | C   F   | R   C   F   |
| 3 Pin<br>(03)  |    |    |    |    |  |  |  |  |
|                | C   F   | R   C   F   | C   F   | R   C   F   | C   F   | R   C   F   | C   F   | R   C   F   |
| 4 Pin<br>(04)  |    |    |    |    |  |  |  |  |
|                | C   F   | R   C   F   | C   F   | R   C   F   | C   F   | R   C   F   | C   F   | R   C   F   |
| 5 Pin<br>(05)  |    |    |    |    |   |   |   |   |
|                | C   | C   R   | C   | C   R   |   |   |   |   |
| 6 Pin<br>(06)  |    |    |    |    |   |   |   |   |
|                | C   | C   R   | C   | C   R   |   |   |   |   |
| 7 Pin<br>(07)  |    |    |    |    |   |   |   |   |
|                | C   | C   R   | C   | C   R   |   |   |   |   |
| 8 Pin<br>(08)  |  |  |  |  |   |   |   |   |
|                | C   | C   R   | C   | C   R   |   |   |   |   |
| 9 Pin<br>(09)  |  |  |  |  |   |   |   |   |
|                | C   | C   R   | C   | C   R   |   |   |   |   |
| 10 Pin<br>(10) |   |   |   |   |   |   |   |   |
| 12 Pin<br>(12) |   |   |   |   |   |   |   |   |
| 14 Pin<br>(14) |   |   |   |   |   |   |   |   |
| 18 Pin<br>(18) |   |   |   |   |   |   |   |   |

|                   | Large Size (D) |       |    |       |          |           |       |           |
|-------------------|----------------|-------|----|-------|----------|-----------|-------|-----------|
|                   | 5A (DD)        |       |    |       | 20A (DC) |           |       |           |
| <b>4</b> <b>5</b> | MM             | FF    | MF | FM    | MM       | FF        | MF    | FM        |
| 2 Pin<br>(02)     |                |       |    |       |          |           |       |           |
|                   |                |       |    |       | C   F    | R   C   F | C   F | R   C   F |
| 3 Pin<br>(03)     |                |       |    |       |          |           |       |           |
|                   |                |       |    |       | C   F    | R   C   F | C   F | R   C   F |
| 4 Pin<br>(04)     |                |       |    |       |          |           |       |           |
|                   |                |       |    |       | C   F    | R   C   F | C   F | R   C   F |
| 5 Pin<br>(05)     |                |       |    |       |          |           |       |           |
| 6 Pin<br>(06)     |                |       |    |       |          |           |       |           |
| 7 Pin<br>(07)     |                |       |    |       |          |           |       |           |
| 8 Pin<br>(08)     |                |       |    |       |          |           |       |           |
| 9 Pin<br>(09)     |                |       |    |       |          |           |       |           |
| 10 Pin<br>(10)    |                |       |    |       |          |           |       |           |
|                   | C              | C   R | C  | C   R |          |           |       |           |
| 12 Pin<br>(12)    |                |       |    |       |          |           |       |           |
|                   | C              | C   R | C  | C   R |          |           |       |           |
| 14 Pin<br>(14)    |                |       |    |       |          |           |       |           |
|                   | C              | C   R | C  | C   R |          |           |       |           |
| 18 Pin<br>(18)    |                |       |    |       |          |           |       |           |
|                   | C              | C   R | C  | C   R |          |           |       |           |

**R:** Receptacle  
**C:** Overmolded with cable  
**F:** Field Installable



**▲ 5A (CD/DD)** **1**  
**■ 10A (CB)**  
**◆ 20A (DC)**

**Contact Number:** **2**  
 e.g. 2 Pin (02)

**Connector (Housing) Gender:** **4**  
 Male(M) or Female(F)

**Contact Gender:** **5**  
 Male(M) or Female(F)

**More to Choose:** **6**  
 • Crimp (C)

\*The Plated thickness is customisation available upon request.

[Note] Design and specification are subject to change without notice.

# Find Our Standard Products

## ▾ Middle Size: 13/16"-28 UNS > Receptacle with Wire Harness and Mating Pair

| <ul style="list-style-type: none"> <li>Female Connector (Housing)</li> <li>Snap-in with Latch</li> </ul> |                                       | Receptacle with Wire Harness                | Overmolded with Cable                      | Field Installable   |
|--|---------------------------------------|---|--|---|
|  |                                       |   |  | <br>5A Contact: SAM20D - 5 G03<br>10A Contact: SAM16B - 5 G03<br>P/N refers to page 19-15 |
| Current Rating (Code)  | Contacts 2                            | Female Connector (F)<br>Female Contacts (F) | Male Connector (M)<br>Male Contacts (M)    | Male Connector (M)<br>Male Contacts (M)   |
| 5A (CD)  | 02 \ 03 \ 04 \ 05 \ 06 \ 07 \ 08 \ 09 | CD- 2 RFRC-RC7BXX*<br>CD- 2 RFRC-RS7BXX*    | CD- 2 AMMM-RL7AXX**<br>CD- 2 AMMM-RR7AXX** | CD-02BMMC-RL7001<br>CD-03BMMC-RL7001<br>CD-04BMMC-RL7001                                  |
| 10A (CB)   | 02 \ 03 \ 04                          | CB- 2 RFRC-RC7AXX*<br>CB- 2 RFRC-RS7AXX*    | CB- 2 AMMM-RL7AXX**<br>CB- 2 AMMM-RR7AXX** | CB- 2 BMMC-RL7001   |

\* XX: Choose the wire harness length: (10) 10cm; (30) 30cm

\*\* XX: Choose the cable length from 01~99m

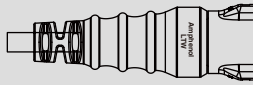
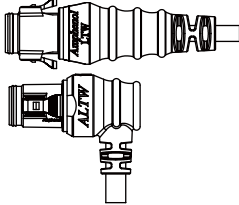
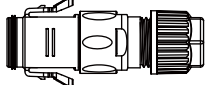


## ▾ Middle Size: 13/16"-28 UNS > Receptacle with Wire Harness and Mating Pair

| <ul style="list-style-type: none"> <li>Female Connector (Housing)</li> <li>Snap-in with Latch</li> </ul> |                                       | Receptacle with Wire Harness              | Overmolded with Cable                      | Field Installable   |
|--|---------------------------------------|---|--|---|
|  |                                       |   |  | <br>5A Contact: SAF20D - 5 G03<br>10A Contact: SAF16B - 5 G03<br>P/N refers to page 19-15 |
| Current Rating (Code)  | Contacts 2                            | Female Connector (F)<br>Male Contacts (M) | Male Connector (M)<br>Female Contacts (F)  | Male Connector (M)<br>Female Contacts (F)   |
| 5A (CD)  | 02 \ 03 \ 04 \ 05 \ 06 \ 07 \ 08 \ 09 | CD- 2 RFMC-RC7BXX*<br>CD- 2 RFMC-RS7BXX*  | CD- 2 AMFM-RL7AXX**<br>CD- 2 AMFM-RR7AXX** | CD-02BMMC-RL7001<br>CD-03BMMC-RL7001<br>CD-04BMMC-RL7001                                  |
| 10A (CB)   | 02 \ 03 \ 04                          | CB- 2 RFMC-RC7AXX*<br>CB- 2 RFMC-RS7AXX*  | CB- 2 AMFM-RL7AXX**<br>CB- 2 AMFM-RR7AXX** | CB- 2 BMFC-RL7001   |

\* XX: Choose the wire harness length: (10) 10cm; (30) 30cm

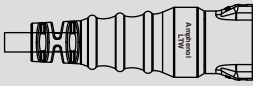
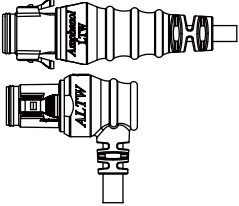
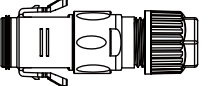


\*\* XX: Choose the cable length from 01~99m

∟ Middle Size: 13/16"-28 UNS > In-Line

| <ul style="list-style-type: none"> <li>Female Connector (Housing)</li> <li>Snap-in with Latch</li> </ul> |   | <p>Overmolded with Cable →</p>  | <p>Overmolded with Cable →</p>  | <p>Field Installable</p>  <p>5A Contact: SAM20D - 5 G03</p>  <p>10A Contact: SAM16B - 5 G03</p>  <p>P/N refers to page 19-15</p> |
|--|---|--|---|---|
| Current Rating (Code)  | Contacts 2                                  | Female Connector (F)<br>Female Contacts (F)  | Male Connector (M)<br>Male Contacts (M)   | Male Connector (M)<br>Male Contacts (M)   |
| 5A (CD)  | 02 ∨ 03 ∨ 04 ∨<br>05 ∨ 06 ∨ 07 ∨<br>08 ∨ 09 | CD- 2 AFFM-RL7A $\underline{XX}$ *   | CD- 2 AMMM-RL7A $\underline{XX}$ *<br>CD- 2 AMMM-RR7A $\underline{XX}$ *  | CD-02BMMC-RL7001<br>CD-03BMMC-RL7001<br>CD-04BMMC-RL7001  |
| 10A (CB)   | 02 ∨ 03 ∨ 04                                | CB- 2 AFFM-RL7A $\underline{XX}$ *   | CB- 2 AMMM-RL7A $\underline{XX}$ *<br>CB- 2 AMMM-RR7A $\underline{XX}$ *  | CB- 2 BMMC-RL7001   |

\* XX: Choose the cable length from 01-99m

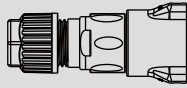
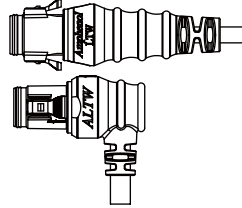
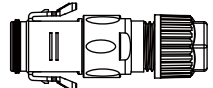


∟ Middle Size: 13/16"-28 UNS > In-Line

| <ul style="list-style-type: none"> <li>Female Connector (Housing)</li> <li>Snap-in with Latch</li> </ul> |   | <p>Overmolded with Cable →</p>  | <p>Overmolded with Cable →</p>  | <p>Field Installable</p>  <p>5A Contact: SAF20D - 5 G03</p>  <p>10A Contact: SAF16B - 5 G03</p>  <p>P/N refers to page 19-15</p> |
|--|---|--|---|---|
| Current Rating (Code)  | Contacts 2                                  | Female Connector (F)<br>Male Contacts (M)  | Male Connector (M)<br>Female Contacts (F)   | Male Connector (M)<br>Female Contacts (F)   |
| 5A (CD)  | 02 ∨ 03 ∨ 04 ∨<br>05 ∨ 06 ∨ 07 ∨<br>08 ∨ 09 | CD- 2 AFMM-RL7A $\underline{XX}$   | CD- 2 AMFM-RL7A $\underline{XX}$ *<br>CD- 2 AMFM-RR7A $\underline{XX}$ *  | CD-02BMFC-RL7001<br>CD-03BMFC-RL7001<br>CD-04BMFC-RL7001  |
| 10A (CB)   | 02 ∨ 03 ∨ 04                                | CB- 2 AFMM-RL7A $\underline{XX}$ *   | CB- 2 AMFM-RL7A $\underline{XX}$ *<br>CB- 2 AMFM-RR7A $\underline{XX}$ *  | CB- 2 BMFC-RL7001   |

\* XX: Choose the cable length from 01-99m

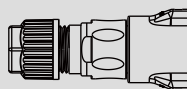
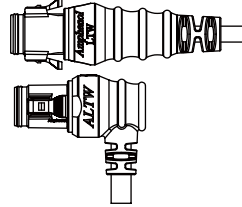
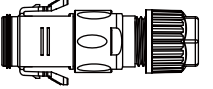


[Note] Design and specification are subject to change without notice.

∟ Middle Size: 13/16"-28 UNS >In-line

| <ul style="list-style-type: none"> <li>Female Connector (Housing)</li> <li>Snap-in with Latch</li> </ul> |              | Field Installable<br> | Overmolded with Cable<br> | Field Installable<br><br>5A Contact: SAM20D - 5 G03<br><br>10A Contact: SAM16B - 5 G03<br><br>P/N refers to page 19-15 |
|--|--------------|--|--|---|
| Current Rating (Code)  | Contacts 2   | Female Connector (F)<br>Female Contacts (F)  | Male Connector (M)<br>Male Contacts (M)  | Male Connector (M)<br>Male Contacts (M)   |
| 5A (CD)  | 02 、 03 、 04 | CD- 2 BFFC-RL7001  | CD- 2 AMMM-RL7AXX*<br>CD- 2 AMMM-RR7AXX*   | CD- 2 BMMC-RL7001   |
| 10A (CB)   | 02 、 03 、 04 | CB- 2 BFFC-RL7001  | CB- 2 AMMM-RL7AXX*<br>CB- 2 AMMM-RR7AXX*   | CB- 2 BMMC-RL7001   |

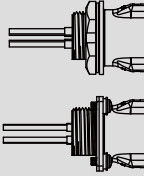
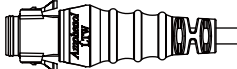
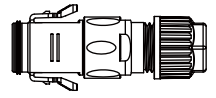

\* XX: Choose the cable length from 01~99m

∟ Middle Size: 13/16"-28 UNS >In-line

| <ul style="list-style-type: none"> <li>Female Connector (Housing)</li> <li>Snap-in with Latch</li> </ul> |              | Field Installable<br> | Overmolded with Cable<br> | Field Installable<br><br>5A Contact: SAF20D - 5 G03<br><br>10A Contact: SAF16B - 5 G03<br><br>P/N refers to page 19-15 |
|--|--------------|--|--|---|
| Current Rating (Code)  | Contacts 2   | Female Connector (F)<br>Male Contacts (M)  | Male Connector (M)<br>Female Contacts (F)  | Male Connector (M)<br>Female Contacts (F)   |
| 5A (CD)  | 02 、 03 、 04 | CD- 2 BFMC-RL7001  | CD- 2 AMFM-RL7AXX*<br>CD- 2 AMFM-RR7AXX*   | CD- 2 BMFC-RL7001   |
| 10A (CB)   | 02 、 03 、 04 | CB- 2 BFMC-RL7001  | CB- 2 AMFM-RL7AXX*<br>CB- 2 AMFM-RR7AXX*   | CB- 2 BMFC-RL7001   |

\* XX: Choose the cable length from 01~99m

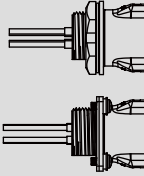
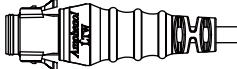
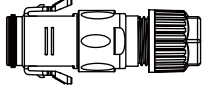

∟ Large Size: 1"-20UNS >Receptacle with Wire Harness and Mating Pair

| <ul style="list-style-type: none"> <li>Female Connector (Housing)</li> <li>Snap-in with Latch</li> </ul> |             | Receptacle with Wire Harness<br> | Overmolded with Cable<br> | Field Installable<br><br><br>20A Contact: SAM12C - 5 G03<br>P/N refers to page 19-15 |
|--|-------------|---|---|--|
| Current Rating (Code)  | Contacts 2  | Female Connector (F)<br>Female Contacts (F)   | Male Connector (M)<br>Male Contacts (M)   | Male Connector (M)<br>Male Contacts (M)  |
| 5A (DD)  | 10、12、14、18 | DD-2 RFFC-RC7BXX*<br>DD-2 RFFC-RS7BXX*  | DD-2 AMMM-RL7AXX**  | --   |
| 20A (DC)   | 02、03、04    | DC-2 RFFC-RC7AXX*<br>DC-2 RFFC-RS7AXX*  | DC-2 AMMM-RL7AXX**  | DC-2 BMMC-RL7001   |

\* XX: Choose the wire harness length: (10) 10cm; (30) 30cm

\*\* XX: Choose the cable length from 01~99m

∟ Large Size: 1"-20UNS >Receptacle with Wire Harness and Mating Pair

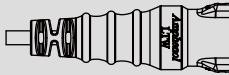
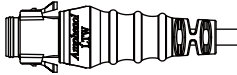
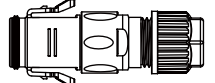

| <ul style="list-style-type: none"> <li>Female Connector (Housing)</li> <li>Snap-in with Latch</li> </ul> |            | Receptacle with Wire Harness<br> | Overmolded with Cable<br> | Field Installable<br><br><br>20A Contact: SAF12C - 5 G03<br>P/N refers to page 19-15 |
|--|------------|---|---|--|
| Current Rating (Code)  | Contacts 2 | Female Connector (F)<br>Male Contacts (M)   | Male Connector (M)<br>Female Contacts (F)   | Male Connector (M)<br>Female Contacts (F)  |
| 5A (DD)  | 10、12、14   | DD-2 RFMC-RC7BXX*<br>DD-2 RFMC-RS7BXX*  | DD-2 AMFM-RL7AXX**  | --   |
| 20A (DC)   | 02、03、04   | DC-2 RFMC-RC7AXX*<br>DC-2 RFMC-RS7AXX*  | DC-2 AMFM-RL7AXX**  | DC-2 BMFC-RL7001   |

\* XX: Choose the wire harness length: (10) 10cm; (30) 30cm

\*\* XX: Choose the cable length from 01~99m

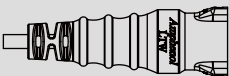
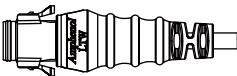
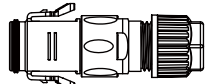

[Note] Design and specification are subject to change without notice.

Large Size: 1"-20UNS >In-Line

| <ul style="list-style-type: none"> <li>Female Connector (Housing)</li> <li>Snap-in with Latch</li> </ul> |                   | Overmolded with Cable  | Overmolded with Cable  | Field Installable<br><br><br>20A Contact: SAM12C-5 G03<br>P/N refers to page 19-15 |
|--|-------------------|---|--|--|
| Current Rating (Code)  | Contacts <b>2</b> | Female Connector (F)<br>Female Contacts (F)   | Male Connector (M)<br>Male Contacts (M)  | Male Connector (M)<br>Male Contacts (M)  |
| 5A (DD)  | 10、12、14、18       | DD- <b>2</b> AFFM-RL7A <u>XX</u> *  | DD- <b>2</b> AMMM-RL7A <u>XX</u> *   | --   |
| 20A (DC)   | 02、03、04          | DC- <b>2</b> AFFM-RL7A <u>XX</u> *  | DC- <b>2</b> AMMM-RL7A <u>XX</u> *   | DC- <b>2</b> BMMC-RL7001   |

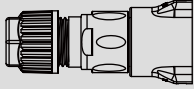
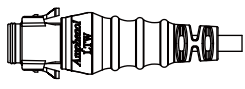
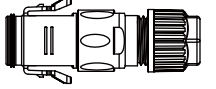
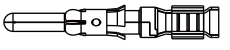
\* XX: Choose the cable length from 01~99m

Large Size: 1"-20UNS >In-Line

| <ul style="list-style-type: none"> <li>Female Connector (Housing)</li> <li>Snap-in with Latch</li> </ul> |                   | Overmolded with Cable  | Overmolded with Cable  | Field Installable<br><br><br>20A Contact: SAF12C-5 G03<br>P/N refers to page 19-15 |
|--|-------------------|---|--|--|
| Current Rating (Code)  | Contacts <b>2</b> | Female Connector (F)<br>Male Contacts (M)   | Male Connector (M)<br>Female Contacts (F)  | Male Connector (M)<br>Female Contacts (F)  |
| 5A (DD)  | 10、12、14          | DD- <b>2</b> AFMM-RL7A <u>XX</u> *  | DD- <b>2</b> AMFM-RL7A <u>XX</u> *   | --   |
| 20A (DC)   | 02、03、04          | DC- <b>2</b> AFMM-RL7A <u>XX</u> *  | DC- <b>2</b> AMFM-RL7A <u>XX</u> *   | DC- <b>2</b> BMFC-RL7001   |

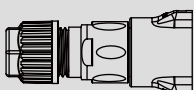
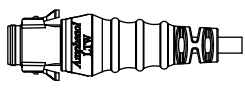
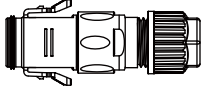

\* XX: Choose the cable length from 01~99m

∟ Large Size: 1"-20UNS >In-Line

| <ul style="list-style-type: none"> <li>● Female Connector (Housing)</li> <li>● Snap-in with Latch</li> </ul> |                 | Field Installable<br> | Overmolded with Cable<br> | Field Installable<br><br><hr/> <br>20A Contact: SAM12C - 5 G03<br>P/N refers to page 19-15 |
|--|-----------------|--|---|--|
| Current Rating (Code)  | Contacts 2      | Female Connector (F)<br>Female Contacts (F)  | Male Connector (M)<br>Male Contacts (M)   | Male Connector (M)<br>Male Contacts (M)  |
| 5A (DD)  | 10、12、<br>14、18 | --   | DD- 2 AMMM-RL7A <u>XX</u> *   | --   |
| 20A (DC)   | 02、03、04        | DC- 2 BFFC-RL7001  | DC- 2 AMMM-RL7A <u>XX</u> *   | DC- 2 BMMC-RL7001  |

\* XX: Choose the cable length from 01~99m

∟ Large Size: 1"-20UNS >In-Line

| <ul style="list-style-type: none"> <li>● Female Connector (Housing)</li> <li>● Snap-in with Latch</li> </ul> |                 | Field Installable<br> | Overmolded with Cable<br> | Field Installable<br><br><hr/> <br>20A Contact: SAF12C - 5 G03<br>P/N refers to page 19-15 |
|--|-----------------|--|---|--|
| Current Rating (Code)  | Contacts 2      | Female Connector (F)<br>Male Contacts (M)  | Male Connector (M)<br>Female Contacts (F)   | Male Connector (M)<br>Female Contacts (F)  |
| 5A (DD)  | 10、12、<br>14、18 | --   | DD- 2 AMFM-RL7A <u>XX</u> *   | --   |
| 20A (DC)   | 02、03、04        | DC- 2 BFMC-RL7001  | DC- 2 AMFM-RL7A <u>XX</u> *   | DC- 2 BMFC-RL7001  |

\* XX: Choose the cable length from 01~99m

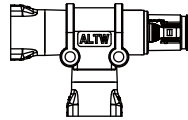
[Note] Design and specification are subject to change without notice.

### ∟ I-Adaptor, T-Adaptor & T-Cable

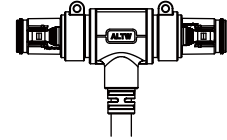
Customization - Upon Request



I-Adaptor

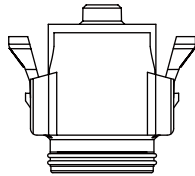


T-Adaptor

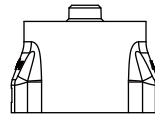


T-Cable

### ∟ Waterproof Cap



Mating Pair (Gender): Female



Mating Pair (Gender): Male

**5** Choose Connector Gender Male (M) or Female (F)

| Size                         | Mating Pair           | Mating Style       | Part Number           |
|------------------------------|-----------------------|--------------------|-----------------------|
| Middle Size<br>13/16"-28 UNS | Receptacle            | Snap-in with Latch | CAP-WAC <b>5</b> RMA1 |
|                              | Overmolded with Cable | Snap-in with Latch |                       |
|                              | Field Installable     | Snap-in with Latch |                       |
| Large Size<br>1"-20UNS       | Receptacle            | Snap-in with Latch | CAP-WAD <b>5</b> RMA1 |
|                              | Overmolded with Cable | Snap-in with Latch |                       |
|                              | Field Installable     | Snap-in with Latch |                       |

### ∟ Contacts & Tools

Contact



20A



10A



5A

Product Details:

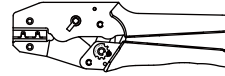
**5** Choose Package:

20A: **(01)** 1,000pcs/Reel  
**(02)** 500pcs/Bulk  
**(03)** 100pcs/Bulk

10A: **(01)** 2,000pcs/Reel  
**(02)** 500pcs/Bulk  
**(03)** 100pcs/Bulk

5A: **(01)** 3,500pcs/Reel  
**(02)** 500pcs/Bulk  
**(03)** 100pcs/Bulk

Crimp Tool




Extraction Tool



| For Contacts Size | Contact Gender | Contact               | Crimp Tool | Extraction Tool |
|-------------------|----------------|-----------------------|------------|-----------------|
| 20A               | Male           | SAM12C - <b>5</b> G03 | CTL-121401 | PET-121401      |
|                   | Female         | SAF12C - <b>5</b> G03 |            |                 |
| 10A               | Male           | SAM16B - <b>5</b> G03 | CTL-161801 | PET-161801      |
|                   | Female         | SAF16B - <b>5</b> G03 |            |                 |
| 5A                | Male           | SAM20D - <b>5</b> G03 | CTL-202401 | PET-202401      |
|                   | Female         | SAF20D - <b>5</b> G03 |            |                 |





**B.C.E. S.r.l.** - Via Regina Pacis, 54/c - I 41049 Sassuolo (MO), Italy

Tel: (+39) 0536 811616 Fax: (+39) 0536 811500 E-mail: [bce@bce.it](mailto:bce@bce.it) Web: [www.bce.it](http://www.bce.it)

