

**Cable Gland**



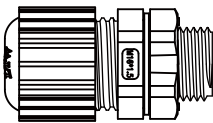
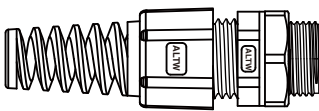
**CATALOGUE**

# Cable Gland

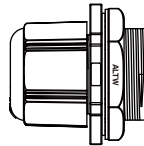


## Range Overview

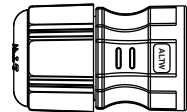
### ┘ Plastic Cable Gland



### ┘ Plastic and Metal Cable Gland

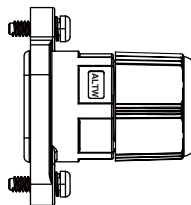


1" - 20 UNF (Metal)



13/16" - 28UN (Plastic/Metal)

### ┘ Flange Cable Gland



## Specification

<b>Identifications</b>	1"-20 UNF (Metal), M8, M12, M16, M20, M25, M32, M40 PG7, PG9, PG11, PG13.5, PG16, PG29, 13/16" -28UN, OD14.0
<b>Material</b>	Connector Body (Plastic): Nylon 66, UL Recognized UV Resistant Connector Body (Metal): Zinc Alloy, Nickel plated
<b>Waterproof Rating</b>	IP67~IP68
<b>Temperature Range</b>	-20°C ~ 105°C
<b>More to know</b>	Without Strain Relief / With Strain Relief Mating Style: Screw Thread

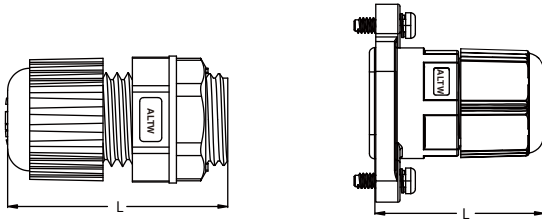
## Ordering Information

<b>1</b>	—	<b>2</b>	<b>3</b>
<b>Specification</b>			
(CSG) Cable Gland Circular (CSF) Cable Gland Square			
<b>Screw Thread Type</b>			
(20E) 1"-20 UNF		(07G) PG7	
(08M) M8		(09G) PG9	
(12M) M12		(11G) PG11	
(16M) M16		(13G) PG13.5	
(20M) M20		(16G) PG16	
(25M) M25		(29G) PG29	
(32M) M32		(CSP) 13/16" -28UN	
(40M) M40			
<b>Square Flange Type</b>			
(D14) OD14.0			
<b>More information</b>			
(001), (002), (003) .....			
For different versions			

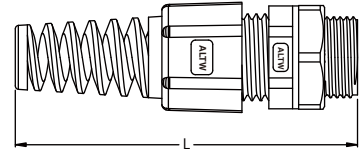
\* (CSF) Cable Gland Square is available for (D14) OD14.0 only.

## Physical Dimension

### ┘ Without Strain Relief



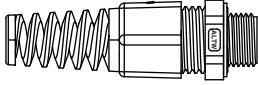
### ┘ With Strain Relief



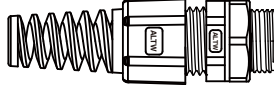
Size	Dimension (Without Strain Relief)		Dimension (With Strain Relief)		Maximum Panel Thickness
	Short	Long	Short	Long	
PG7	-	30.0mm	-	60.0mm	3.0mm
PG9	-	45.0mm	-	78mm	7.5mm
PG11	-	48.3mm	-	79.1mm	6.0mm
PG13.5	-	49.6mm	-	86.6mm	6.2mm
PG16	45.0mm	49.6mm	81.6mm	86.6mm	4.5mm (Short) 6.0mm (Long)
PG29	-	52.5mm	-	-	6.0mm
M8	22.0 mm	-	-	-	-
M12	30.0 mm	42.2mm	-	60.0mm	3.0mm
M16	40.0mm	45.0mm	75.3mm	78.0mm	7.5mm
M20	36.7mm	43.7mm	79.6 mm	86.6mm	6.2mm
M25	45.0mm	52.1mm	89.0 mm	96.0mm	6.2mm
M32	47.5 mm	52.5mm	-	-	6.0mm
M40	-	60.0mm	-	-	9.0mm
1"-20 UNF (Metal)	35.0mm		-	-	5.0mm
13/16"-28UN	42.0mm	50.0mm	-	-	-
OD14.0	40.0mm	-	-	-	-

# Find Our Standard Products


## ▾ Plastic Cable Gland



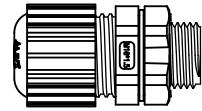
With Strain Relief / Without Screw Nut



With Strain Relief / With Screw Nut



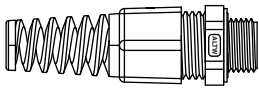
Without Strain Relief / Without Screw Nut



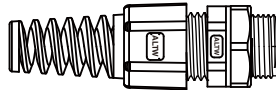
Without Strain Relief / With Screw Nut

	Thread Style	Cable OD	Part Number	Cable Gland Body Information <b>3</b>		
	PG Thread	PG7	4.5~6.5	CSG-07G00 <b>3</b>	(001)Without strain relief, Black (002)Without strain relief, Gray (003)With strain relief, Black (004)With strain relief, Gray (005)Without strain relief, Gray for Knock Hole	
PG9		6.0~10.0	CSG-09G00 <b>3</b>	(001)Without strain relief, Black (002)Without strain relief, Gray (003)With strain relief, Black (004)With strain relief, Gray (005)Without strain relief, Gray For Knock Hole		
PG11		6.0~10.0	CSG-11G00 <b>3</b>	(001)Without strain relief, Black (002)Without strain relief, Gray (003)With strain relief, Black (004)With strain relief, Gray		
PG13.5		10.0~14.0	CSG-13G00 <b>3</b>	(001)Without strain relief, Black (002)Without strain relief, Gray (003)With strain relief, Black (004)With strain relief, Gray		
PG16		10.0~14.0	CSG-16G00 <b>3</b>	(001)Without strain relief, Black (Long Body) (002)Without strain relief, Gray (Long Body) (003)With strain relief, Black (Long Body) (004)With strain relief, Gray (Long Body) (006)Without strain relief, Black (Short Body), without screw nut (007)Without strain relief, Gray (Short Body), without screw nut (008)With strain relief, Black (Short Body), without screw nut (009)With strain relief, Gray (Short Body)		
				5.5~7.6	CSG-16G005	Without strain relief, without screw nut Black (Short Body) For RJ Cable Use
				Max 6.5	CSG-16G010	Without strain relief, Black (Long Body) For RJ Cable Use
PG29		16~22	CSG-29G00 <b>3</b>	(001)Without strain relief, Black (002)Without strain relief, Gray		
		18~25	CSG-29G00 <b>3</b>	(003)Without strain relief, Black (004)Without strain relief, Gray		

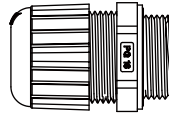
[Notes] Design and specification are subject to change without notice.



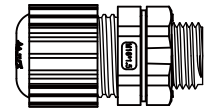
With Strain Relief / Without Screw Nut



With Strain Relief / With Screw Nut



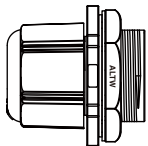
Without Strain Relief / Without Screw Nut



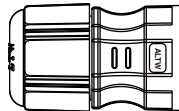
Without Strain Relief / With Screw Nut

	Thread Style	Cable OD	Part Number	Cable Gland Body Information <b>3</b>
	Metric Thread	M8	2.5~3.0	CSG-08M00 <b>3</b>
M12		4.5~6.5	CSG-12M00 <b>3</b>	(001)Without strain relief, Black (002)Without strain relief, Gray (003)With strain relief, Black (004)With strain relief, Gray (005)Without strain relief, Black (Short Body), UL94-V0 & ULf1 rated (006)Without strain relief, Black (Long Body), UL94-V0 & ULf1 rated
M16		6.0~10.0	CSG-16M00 <b>3</b>	(001)Without strain relief, Black (Long Body) (002)Without strain relief, Black (Long Body), UL94-V0 & ULf1 rated (003)Without strain relief, Gray (Long Body) (004)Without strain relief, Black(Short Body), without screw nut (005)Without strain relief, Gray(Short Body), without screw nut (006)With strain relief, Black (Long Body) (007)With strain relief, Gray (Long Body) (008)With strain relief, Black (Short Body), without screw nut (009)With strain relief, Gray (Short Body), without screw nut
M20		10.0~14.0	CSG-20M00 <b>3</b>	(001)Without strain relief, Black (Long Body) (002)Without strain relief, Black (Short Body), without screw nut (003)Without strain relief, Gray (Long Body) (004)Without strain relief, Gray (Short Body), without screw nut (005)With strain relief, Black (Long Body) (006)With strain relief, Gray (Long Body) (007)With strain relief, Black (Short Body), without screw nut (008)With strain relief, Gray (Short Body), without screw nut
M25		13.0~18.0	CSG-25M00 <b>3</b>	(001)Without strain relief, Gray (Long Body) (002)Without strain relief, Black (Short Body), without screw nut (003)Without strain relief, Black (Long Body) (004)Without strain relief, Gray (Short Body), without screw nut (005)With strain relief, Black (Long Body) (006)With strain relief, Gray (Long Body) (007)With strain relief, Black (Short Body), without screw nut (008)With strain relief, Gray (Short Body), without screw nut
M32		16.0~22	CSG-32M00 <b>3</b>	(001)Without strain relief, Black (Long Body) (002)Without strain relief, Gray (Long Body) (003)Without strain relief, Black (Short Body), without screw nut (004)Without strain relief, Gray (Short Body), without screw nut
		18.0~25.0	CSG-32M00 <b>3</b>	(005)Without strain relief, Black (Long Body) (006)Without strain relief, Gray (Long Body) (007)Without strain relief, Black (Short Body), without screw nut (008)Without strain relief, Gray (Short Body), without screw nut
M40		20~25	CSG-40M00 <b>3</b>	(001)Without strain relief, Black (Long Body) (002)Without strain relief, Gray (Long Body)
		24~32	CSG-40M00 <b>3</b>	(003)Without strain relief, Black (Long Body) (004)Without strain relief, Gray (Long Body)

### Plastic/Metal Cable Gland



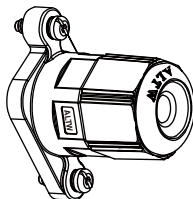
1"-20 UNF



13/16" -28UN


Unified Screw Thread	Thread Style	Cable OD	Part Number	Cable Gland Body Information	
	1"-20 UNF (Metal)		5.5~7.0	CSG-20E001	Without strain relief, Silver
			7.8~9.3	CSG-20E002	Without strain relief, Silver
	13/16" -28UN (Plastic)		5.0~6.5	CSG-CSP001	Without strain relief, Black
			8.0~9.5	CSG-CSP002	Without strain relief, Black
			6.5~8.0	CSG-CSP003	Without strain relief, Black
	13/16" -28UN (Metal)		5.5~7.0	CSG-CSP004	Without strain relief, Silver
			7.8~9.3	CSG-CSP005	Without strain relief, Silver

### Flange Cable Gland



Thread Style	Cable OD	Part Number	Cable Gland Body Information
OD14.0 (Plastic)	5.0~7.0	CSF-D14001	Without strain relief, Black
	7.8~9.3	CSF-D14002	Without strain relief, Black
OD14.0 (Metal)	5.5~7.0	CSF-D14003	Without strain relief, Silver
	7.8~9.3	CSF-D14004	Without strain relief, Silver

[Notes] Design and specification are subject to change without notice.



**B.C.E. S.r.l.** - Via Regina Pacis, 54/c - I 41049 Sassuolo (MO), Italy

Tel: (+39) 0536 811616 Fax: (+39) 0536 811500 E-mail: [bce@bce.it](mailto:bce@bce.it) Web: [www.bce.it](http://www.bce.it)

