

D-Sub Connector



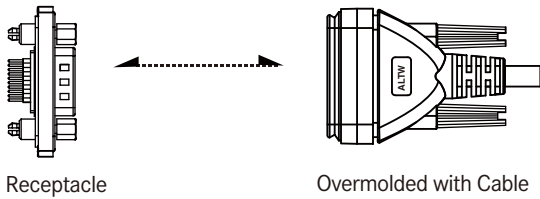
CATALOGUE

D-Sub Connector

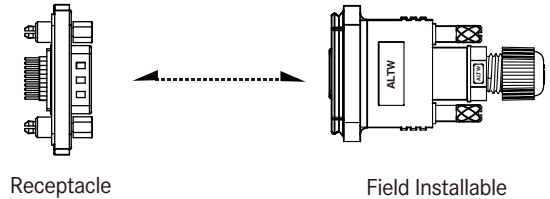


Range Overview

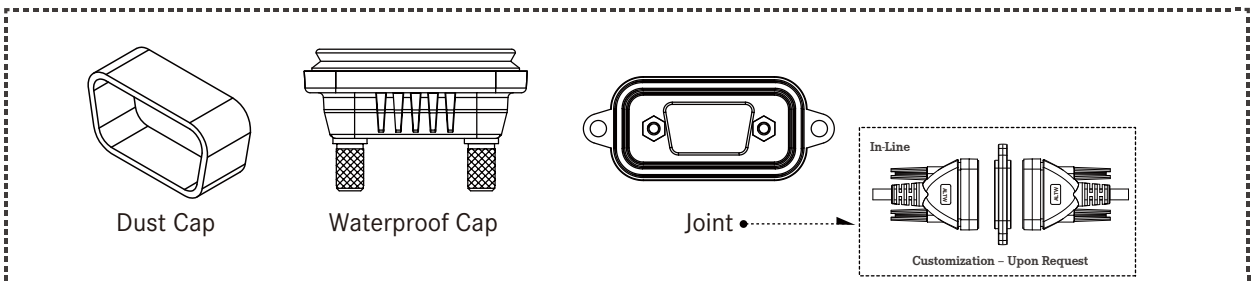
Receptacle to Overmolded with Cable



Receptacle to Field Installable



Accessories



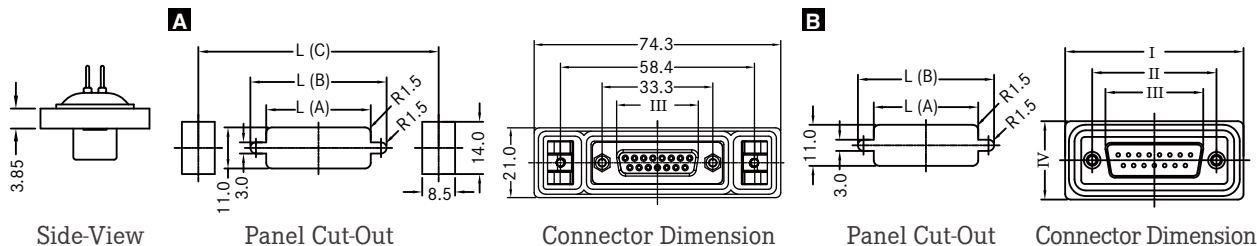
Specification

Identifications	Standard D-Sub Connector High Density D-Sub Connector
Description	Receptacle Overmolded with Cable Field Installable
Current Rating / Data	Standard D-Sub: 5A High Density D-Sub: 2A
Material	Contacts: Copper Alloy, Gold Plated Connector Body (Housing): Nylon 9T or PBT, UL Recognized Shell: Steel, Nickel Plated
Waterproof Rating	Receptacle: IP68 Overmolded with Cable: IP67 Field Installable: IP67
Temperature Range	Receptacle: -40°C~105°C Overmolded with Cable: -20°C~80°C Field Installable: -40°C~105°C
Contact Resistance	≤ 20mΩ
Insulation Resistance	≥ 500MΩ at DC500V
Durability	500 cycles
Breakdown Voltage	≥ AC500V / 1 minute
More to know	Standard Cable Length: 01~99M

【Note】 Design and specification are subject to change without notice.

Physical Dimension

Receptacle

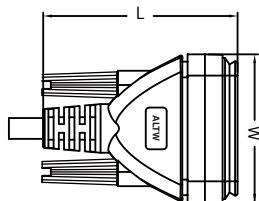


Current Rating		Dimension		Type	L (A)	L (B)	L (C)	I	II	III		IV
Connector	Current Rating	Number of Contacts	Female / Male					Female	Male	Female	Male	Female / Male
Standard D-SUB	5A	9Pins	B	20.0	28.2	-	39.4	25.0	16.33	16.92	21.0	-
		15Pins	A	28.0	36.5	58.4	-	-	24.66	25.25	-	-
			B	28.0	36.5	-	47.8	33.3	24.66	25.25	21.0	-
		25Pins	B	41.5	51.0	-	64.5	47.04	38.4	38.96	21.0	-
		37Pins	B	57.9	67.8	-	78.4	63.5	54.8	55.4	21.3	-
High Density D-SUB	2A	50Pins	B	55.5	65.0	-	75.9	61.0	52.20	52.80	23.9	-
		15Pins	B	20.0	28.2	-	39.4	25.0	16.33	16.92	21.0	-
		26Pins	A	28.0	36.5	58.4	-	-	24.66	25.25	-	-
			B	28.0	36.5	-	47.8	33.3	24.66	25.25	21.0	-
		44Pins	B	41.5	51.0	-	64.5	47.04	38.40	38.96	21.0	-
62Pins	B	57.9	67.8	-	78.4	63.5	54.8	55.4	21.3	-		
78Pins	B	55.5	65.0	-	75.9	61.1	52.20	52.80	23.9	-		

* Maximum Panel Thickness: 2mm

Unit: mm

Overmolded with Cable

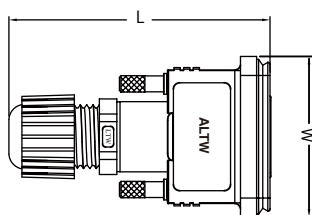


With Strain Relief / Straight

Current Rating		Dimension		L	W
Connector	Current Rating	Number of Contacts	Female / Male	Female / Male	Female / Male
Standard D-SUB	5A	9	55.9	42.4	-
		15	53.5	50.6	-
		25	60.0	64.5	-
		37	69.3	81.1	-
		50	71.8	79.3	-
High Density D-SUB	2A	15	55.9	42.4	-
		26	53.5	50.6	-
		44	60.0	64.5	-
		62	69.3	81.1	-
		78	71.8	79.3	-

Unit: mm

Field Installable













Without Strain Relief / Straight

Current Rating		Dimension		L	W
Connector	Current Rating	Number of Contacts	Female / Male	Female / Male	Female / Male
Standard D-SUB	5A	9	66.8	42.8	-
		15	63.0	50.7	-
		25	81.6	50.6	-
		37	91.9	64.4	-
High Density D-SUB	2A	15	66.8	42.8	-
		26	63.0	50.7	-
			81.6	50.6	-
44	91.9	64.4	-		

Unit: mm

[Note] Design and specification are subject to change without notice.

Contact Configuration

	Standard D-SUB (5A)	High Density D-SUB (2A)
9Pin (09)	 R C F	
15Pin (15)	 R C F	 R C F
25Pin (25)	 R C F	
26Pin (26)		 R C F
37Pin (37)	 R C	
44Pin (44)		 R C F
50Pin (50)	 R C	
62Pin (62)		 R C
78Pin (78)		 R C

R: Receptacle
C: Overmolded with Cable
F: Field Installable

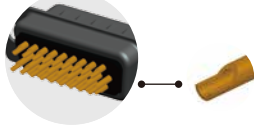


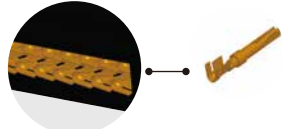
▲ 2A (HDB) ①
● 5A (SDB)

Number of Contacts : ②
e.g.2 contacts (02)

Connector (Housing) Gender: ④
Male(M) or Female(F)

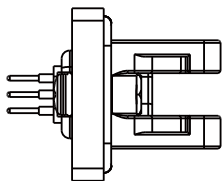
Contact Gender: ⑤
Male(M) or Female(F)

More to Choose: ⑥

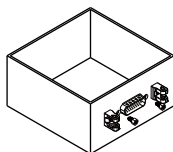
- Solder (S)
- Solder Contact

- PCB Type (P)
- 90° PCB - 180° PCB
 
- Crimp type (C)


Product Features

Receptacle




Connector Body(Style) 3



Front Fastened (P)

Mating Style 7

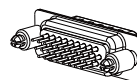


Automated Latch (Q)

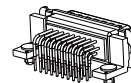


Screw Thread (S)

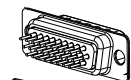
Backshell 8



(With Board Lock)
Straight (A)



Right Angle (B)

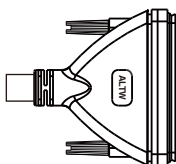


(Without Board Lock)
Straight (L)

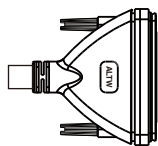


Right Angle (R)

Overmolded with Cable



Backshell 8



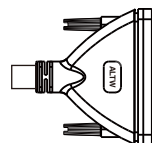
Straight (L)

Mating Style 7



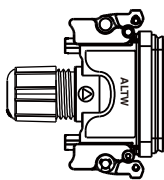
Screw Thread (S)

Connector Body(Style) 3



With Strain Relief (A)


Field Installable



(Metal Item)

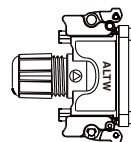
Mating Style 7

(Metal Item)

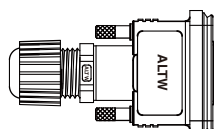


Automated Latch (Q)

Connector Body(Style) 3



Without Strain Relief (B)



(Plastic Item)

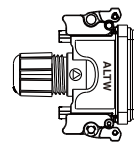
Mating Style 7

(Plastic Item)



Screw Thread (S)

Backshell 8



Straight (L)

【Note】 Design and specification are subject to change without notice.

Find Our Standard Products

↘ Receptacle and Mating Pair

<ul style="list-style-type: none"> • Male Connector (Housing) • Male Contacts • Screw Thread • Plastic Connectors 		Receptacle	Overmolded with Cable	Field Installable
Current Rating (Code)	Contacts 2	Male Connector (M) Male Contacts (M)	Female Connector (F) Female Contacts (F)	Female Connector (F) Female Contacts (F)
Standard D-SUB 5A (SDB)	09, 15, 25, 37, 50	SDB- 2 PMMP-SA800 1 SDB- 2 PMMP-SB800 1 SDB- 2 PMMP-SL800 1 SDB- 2 PMMP-SR800 1 SDB- 2 PMMS-SL800 1	SDB- 2 AFFM-SL7AXX*	SDB- 2 BFFA-SL700 1 SDB- 2 BFFC-SL700 1
High Density D-SUB 2A (HDB)	15, 26, 44, 62, 78	HDB- 2 PMMP-SA800 1 HDB- 2 PMMP-SB800 1 HDB- 2 PMMP-SL800 1 HDB- 2 PMMP-SR800 1 HDB- 2 PMMS-SL800 1	HDB- 2 AFFM-SL7AXX*	HDB- 2 BFFA-SL700 1
		- PCB 180° with Board Lock : 5A (SDB) 09 / 15 / 25 / 37 pins 2A (HDB) 15 / 26 / 44 / 62 pins - PCB 90° with Board Lock: 5A (SDB) 09 / 15 / 25 pins 2A (HDB) 15 / 26 / 44 pin - Solder Type: 5A (SDB) 09 / 15 / 25 / 37 / 50 pins 2A (HDB) 15 / 26 / 44 / 62 / 78 pins	-	- Crimp Pin: 5A (SDB) 09 / 15 / 25 pins - Solder Pin: 5A (SDB) 09 / 15 / 25 pins 2A (HDB) 15 / 26 / 44 pins

* XX: Choose the cable length from 01~99

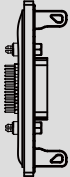
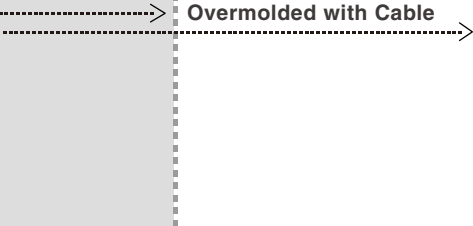
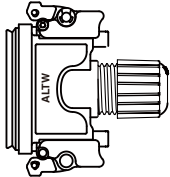
Receptacle and Mating Pair

<ul style="list-style-type: none"> • Female Connector (Housing) • Female Contacts • Screw Thread • Plastic Connectors 		Receptacle	Overmolded with Cable	Field Installable
Current Rating (Code)	Contacts 2	Female Connector (F) Female Contacts (F)	Male Connector (M) Male Contacts (M)	Male Connector (M) Male Contacts (M)
Standard D-SUB 5A (SDB)	09, 15, 25, 37, 50	SDB- 2 PFFP-SA800 1 SDB- 2 PFFP-SB800 1 SDB- 2 PFFP-SL800 1 SDB- 2 PFFP-SR800 1 SDB- 2 PFFS-SL800 1	SDB- 2 AMMM-SL7XX*	SDB- 2 BMMA-SL700 1 SDB- 2 BMMA-SL700 1
High Density D-SUB 2A (HDB)	15, 26, 44, 62, 78	HDB- 2 PFFP-SA800 1 HDB- 2 PFFP-SB800 1 HDB- 2 PFFP-SL800 1 HDB- 2 PFFP-SR800 1 HDB- 2 PFFS-SL800 1	HDB- 2 AMMM-SL7AXX*	HDB- 2 BMMA-SL700 1
		- PCB 180° with Board Lock : 5A (SDB) 09 / 15 / 25 / 37 pins 2A (HDB) 15 / 26 / 44 / 62 pins - PCB 90° with Board Lock: 5A (SDB) 09 / 15 / 25 pins 2A (HDB) 15 / 26 / 44 pin - Solder Type: 5A (SDB) 09 / 15 / 25 / 37 / 50 pins 2A (HDB) 15 / 26 / 44 / 62 / 78 pins	-	- Crimp Pin: 5A (SDB) 09 / 15 / 25 pins - Solder Pin: 5A (SDB) 09 / 15 / 25 pins 2A (HDB) 15 / 26 / 44 pins

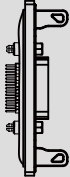
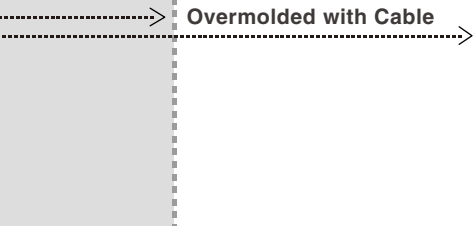
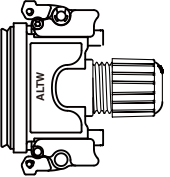
* XX: Choose the cable length from 01~99

【Note】 Design and specification are subject to change without notice.

▾ Receptacle and Mating Pair

<ul style="list-style-type: none"> • Male Connector (Housing) • Male Contacts • Automated Latch • Metal Connectors 		Receptacle	Overmolded with Cable	Field Installable
				
Current Rating (Code)	Contacts	Male Connector (M) Male Contacts (M)	Female Connector (F) Female Contacts (F)	Female Connector (F) Female Contacts (F)
Standard D-SUB 5A (SDB)	15	SDB-15PMMP-QA8001 SDB-15PMMP-QB8001 SDB-15PMMP-QL8001 SDB-15PMMS-QL8001	-	SDB-15BFFA-QL7001
High Density D-SUB 2A (HDB)	26	HDB-26PMMP-QA8001 HDB-26PMMP-QB8001 HDB-26PMMP-QL8001 HDB-26PMMS-QL8001	-	HDB-26BFFA-QL7001

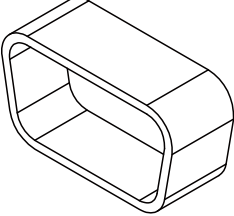
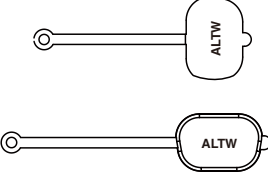
▾ Receptacle and Mating Pair

<ul style="list-style-type: none"> • Female Connector (Housing) • Female Contacts • Automated Latch • Metal Connectors 		Receptacle	Overmolded with Cable	Field Installable
				
Current Rating (Code)	Contacts	Female Connector (F) Female Contacts (F)	Male Connector (M) Male Contacts (M)	Male Connector (M) Male Contacts (M)
Standard D-SUB 5A (SDB)	15	SDB-15PFFP-QA8001 SDB-15PFFP-QB8001 SDB-15PFFP-QL8001 SDB-15PFFS-QL8001	-	SDB-15BMMA-QL7001
High Density D-SUB 2A (HDB)	26	HDB-26PFFP-QA8001 HDB-26PFFP-QB8001 HDB-26PFFP-QL8001 HDB-26PFFS-QL8001	-	HDB-26BMMA-QL7001

Accessories

▾ Dust Cap

■ Customization - Upon Request

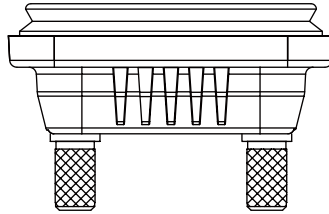



11 Rubber Lead: Vertical type (1) / Horizontal type (2)

Type		Mating Pairs	Mating Pair (Gender)	P/N
Standard D-SUB	High Density D-SUB			
Standard (9 pins)	High Density (15 Pins)	Receptacle (With horizontal rubber lead)	Male	CAP-DD1MDPC2
		Receptacle and Overmolded with Cable (With horizontal / Vertical rubber lead)		CAP-DD1MDMA1
		Receptacle	Female	CAP-DD1FDPC 11
		Receptacle and Overmolded with Cable		CAP-DD1FDMA1
Standard (15 pins)	High Density (26 Pins)	Receptacle and Overmolded with Cable	Male	CAP-DD2MDMA1
		Receptacle and Overmolded with Cable	Female	CAP-DD2FDMA1
Standard (25 pins)	High Density (44 Pins)	Receptacle and Overmolded with Cable	Male	CAP-DD3MDMA1
		Receptacle (With horizontal rubber lead)	Female	CAP-DD3FDPC1
		Receptacle and Overmolded with Cable		CAP-DD3FDMA1

Waterproof Cap

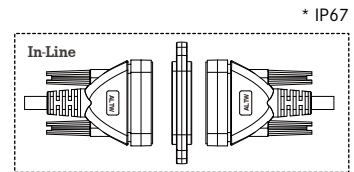

■ Customization - Upon Request




Type		Mating Pairs	Mating Style	Mating Pair (Gender)	P/N
Standard D-SUB	High Density D-SUB				
Standard (9 pins)	High Density (15 Pins)	Receptacle	Screw Thread	Male & Female	CAP-WD1CSPA1
Standard (15 pins)	High Density (26 Pins)	Receptacle	Screw Thread	Male & Female	CAP-WD2CSPA1
Standard (25 pins)	High Density (44 Pins)	Receptacle	Screw Thread	Male & Female	CAP-WD3CSPA1

Joint

■ Customization - Upon Request



Type		Mating Style	P/N
Standard D-SUB	High Density D-SUB		
Standard (9 pins)	High Density (15 Pins)	Screw Thread	DJ1-00JNNA-SL7001
Standard (15 pins)	High Density (26 Pins)	Screw Thread	DJ2-00JNNA-SL7001
Standard (25 pins)	High Density (44 Pins)	Screw Thread	DJ3-00JNNA-SL7001



B.C.E. S.r.l. - Via Regina Pacis, 54/c - I 41049 Sassuolo (MO), Italy

Tel: (+39) 0536 811616 Fax: (+39) 0536 811500 E-mail: bce@bce.it Web: www.bce.it

