FTC Series

A connector capable of crimping two cables to a single contact! Drawer connector with 5.08mm pitch



The greatest feature of this product is that it can crimp two cables to a single terminal (contact). *
Terminals for crimping a single cable can also be selected.
Crimping two cables to a single terminal can reduce the number of pins of the connector, leading to size reduction. Furthermore, because it facilitates power transfer between connectors, the part that transfers the power through a board can be converted to a much simpler boardless structure.
In addition, a branch terminal block can be converted to a structure without a terminal block.

The "FTC Series" has inherited the highly established and user-friendly characteristics of the drawer-type crimp connectors, the KEL "FA Series" and "FAS Series", already in the market, and are equipped with the guide mechanism enabling smooth mating, the guiding function to absorb mating error, and the highly reliable pinching two-point contact structure, etc.
In the future, lock-type, board side straight-type, and relay-type, among others, will be developed.
The current product has 12 pins, but other variations of pin count will also be developed.

FTC Series

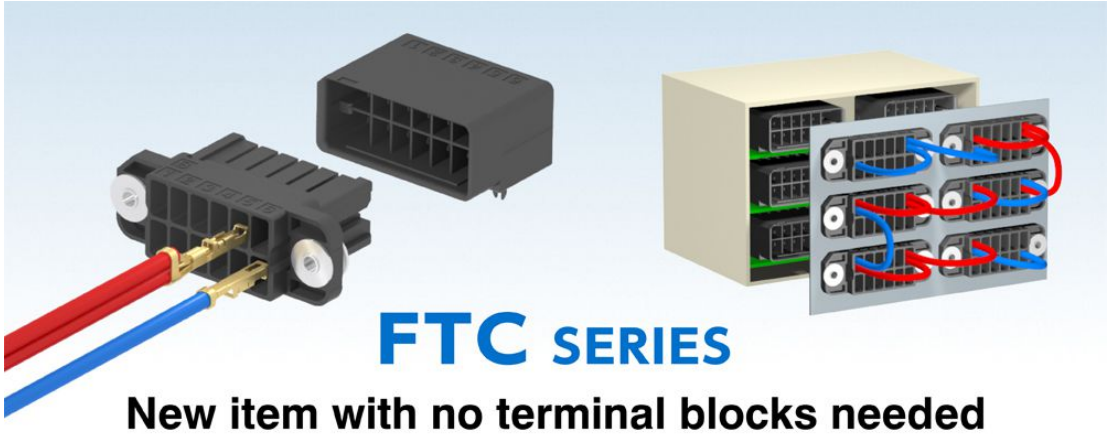

New item with no terminal blocks needed

What type of Connectors are FTC Series?



A connector capable of crimping two cables to a single contact

● One-cable crimp contact

● Two-cable crimp contact

The number of cables or cables needed for crimping is selectable according to the connection in the housing

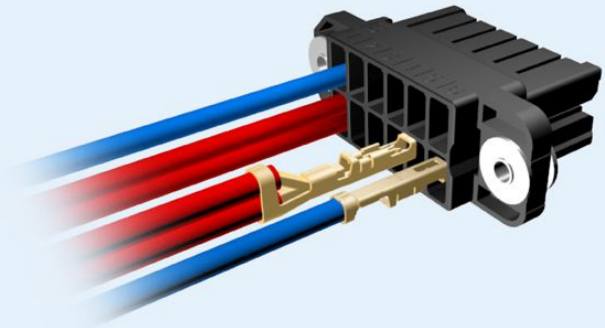

Applicable cable: AWG#14~20

Number of crimping cables: 1~2

B.C.E. S.r.l. - Via Regina Pacis, 54/c - I 41049 Sassuolo (MO), Italy

Tel: (+39) 0536 811616	Fax: (+39) 0536 811500	E-mail: bce@bce.it	Web: www.bce.it

FTC Series

What is the advantage of using FTC Series?

Double cable crimping facilitates power distribution between contacts.

Power distribution between contacts, which was done conventionally through a terminal block, can now be facilitated by double crimping cable, and allows the terminal block to be removed

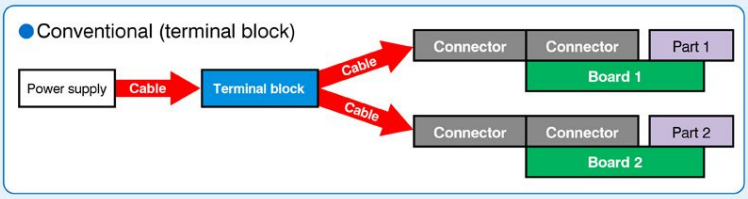

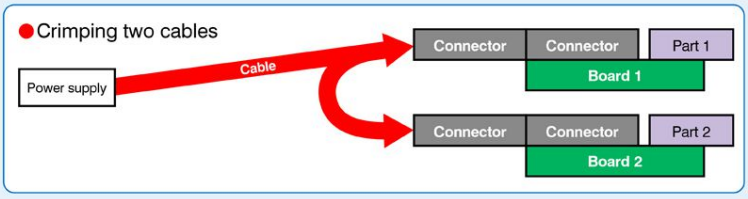

Double cable crimping realizes space saving

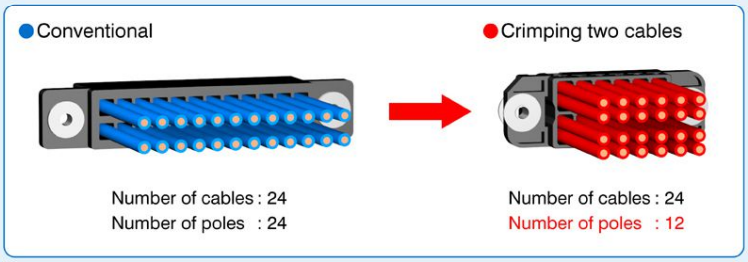

Applicable for mating with multiple connectors

Equipped with unique characteristics of the drawer connector, it facilitates mating with multiple connectors

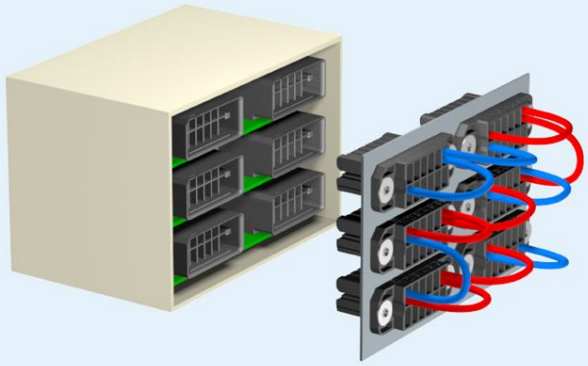

The movable fastening screw absorbs movement±0.7mm in both X & Y directions

B.C.E. S.r.l. - Via Regina Pacis, 54/c - I 41049 Sassuolo (MO), Italy

Tel: (+39) 0536 811616	Fax: (+39) 0536 811500	E-mail: bce@bce.it	Web: www.bce.it

FTC Series

Features & Specifications

Features:

- Two cables can be crimped to a single contact.
- Applicable to crimping cables (AWG#14/16/18/20).
- Three kinds of terminals are available according to the type and number of cables.
- Single-cable crimp terminal and two-cable crimp terminal can be attached to any part of the housing.
- By crimping two cables, power transfer between connectors is easily realized.
- By crimping two cables, space saving is realized because of the reduced number of poles.
- Guiding function to absorb mating error of ±3 mm in the X and Y directions.
- Mobilization of the screwed part of cable-side connector allows the movement of ±0.7 mm at maximum in the X and Y directions after mating.
- Smooth mating with a sufficient margin of the angle thanks to the guiding mechanism.
- Highly reliable design with effective mating length of 3 mm.
- Buckling of the contact is prevented by the pinching two-point contact structure, and the reliability is improved because of the stable contact force.

Specifications:

Insulator material	PBT (with glass fiber) UL94V-0, Black
Contact material	Copper alloy
Contact plating	Nickel-plated base (Contact part) Gold-plated finish; (Crimp part) Tin-plated finish Nickel-plated base, Gold-plated finish
Retention clip material	Copper alloy
Retention clip plating	Gold-plated finish
Washer and rivet material	Stainless steel
Current ratings	[AWG#14/16] 8.5 A per contact [AWG#18] 7.5 A per contact [AWG#20] 7.0 A per contact
Contact resistance	10mΩ max.
Dielectric withstand voltage	2,200AC for 1 minute
Insulation resistance	1,000MΩ min. at 500V DC
Operating temperature range	-55°C to +105°C

Other:

Applicable cables	AWG#14/16/18/20 (outer diameter of cable coating φ1.8 ~ 3.4 mm) Discrete cables
Tensile strength of crimped terminal	[AWG#14/16] 190 N or more [AWG#18] 120 N or more [AWG#20] 75 N or more
Insertion and extraction durability	

(June 2018)